

**ROBERTSON COUNTY, TENNESSEE**  
**OPERATING BUDGET**  
**FOR THE YEAR ENDING JUNE 30, 2024**  
**APPROVAL SCHEDULED ON AUGUST 21, 2023**



**PREPARED BY**  
**FINANCE DEPARTMENT**

**JODY STEWART**  
**FINANCE DIRECTOR**

**BLANK PAGE**

ROBERTSON COUNTY, TENNESSEE

OPERATING BUDGET

FOR THE FISCAL YEAR ENDING

JUNE 30, 2024

TABLE OF CONTENTS

<b><u>INTRODUCTORY SECTION PAGE</u></b>	<b><u>PAGE</u></b>
Table of Contents	1
Schedule of County Commissioners	3
Schedule of Department Heads	4
<b><u>BUDGETARY RESOLUTIONS</u></b>	
Budget Appropriating Resolution	5
Property Tax Rate Resolution	9
<b><u>COMBINED FINANCIAL SCHEDULES</u></b>	
Statement of Unreserved Fund Balances	11
Graph of Property Tax Distribution	12
Property Tax Rate Distribution	13
Graph of All Estimated Revenues	14
Graph of All Estimated Expenditures	15
Schedule of Bond Payments	16
Schedule of Note Payments	17
<b><u>GENERAL FUND BUDGET</u></b>	
Statement of Estimated Fund Balance	19
Graph of Estimated Revenues	20
Statement of Estimated Revenues	21
Graph of Estimated Expenditures	24
Statement of Estimated Expenditures	25
<b><u>SOLID WASTE/SANITATION FUND BUDGET</u></b>	
Statement of Estimated Fund Balance	47
Graph of Estimated Revenues	48
Statement of Estimated Revenues	49
Graph of Estimated Expenditures	50
Statement of Estimated Expenditures	51

**ROBERTSON COUNTY, TENNESSEE**

**OPERATING BUDGET**

**FOR THE FISCAL YEAR ENDING**

**JUNE 30, 2024**

**TABLE OF CONTENTS**

<b><u>HIGHWAY FUND BUDGET</u></b>	<b><u>PAGE</u></b>
Statement of Estimated Fund Balance	55
Graph of Estimated Revenues	56
Statement of Estimated Revenues	57
Graph of Estimated Expenditures	58
Statement of Estimated Expenditures	59
<b><u>SCHOOL FUND BUDGET</u></b>	
Statement of Estimated Fund Balance	61
Graph of Estimated Revenues	62
Statement of Estimated Revenues	63
Graph of Estimated Expenditures	66
Statement of Estimated Expenditures	67
<b><u>DEBT SERVICE FUND BUDGET</u></b>	
Statement of Estimated Fund Balance	81
Graph of Estimated Revenues	82
Statement of Estimated Revenues	83
Graph of Estimated Expenditures	84
Statement of Estimated Expenditures	85
<b><u>GENERAL CAPITAL PROJECTS FUND BUDGET</u></b>	
Statement of Estimated Fund Balance	87
Statement of Estimated Revenues	89
Statement of Estimated Expenditures	91
<b><u>COMMUNITY DEVELOPMENT / RCEDB / RED RIVER PRESERVE PILOT FUND BUDGET</u></b>	
Statement of Estimated Fund Balance	93
Statement of Estimated Revenues	95
Statement of Estimated Expenditures	97

**ROBERTSON COUNTY, TENNESSEE**

**OPERATING BUDGET**

**FOR THE FISCAL YEAR ENDING**

**JUNE 30, 2024**

**BOARD OF COMMISSIONERS**

**COMMISSIONERS**

**DISTRICT**

Tommy Jackson  
Bobby Coutts  
Kirt Brinkley  
Megan Suttle  
Eric Roberts  
Jonathan Rummel  
Brent (Doc) Martin  
Jeremiah Pierce  
Jeffrey DeLong  
Billy Ray Dorris  
Stacey Moore  
Randy Wilson  
Jeffrey Ayres  
Bob Stroud  
Michael Dorris  
Faye Stubblefield  
Robert (Bob) Hogan  
Martin Morgan  
Ray Hart  
Lee White  
Steve Haley  
Gina Head-Hieber  
Terrence Summers  
Darrell Woodard

First  
First  
Second  
Second  
Third  
Third  
Fourth  
Fourth  
Fifth  
Fifth  
Sixth  
Sixth  
Seventh  
Seventh  
Eighth  
Eighth  
Ninth  
Ninth  
Tenth  
Tenth  
Eleventh  
Eleventh  
Twelfth  
Twelfth

**ROBERTSON COUNTY, TENNESSEE**

**OPERATING BUDGET**

**FOR THE FISCAL YEAR ENDING**

**JUNE 30, 2024**

**DEPARTMENT HEADS**

**DEPARTMENT HEADS**

William (Billy) Vogle  
Melanie Dickerson  
Troy Adkins  
Cathy Hamsley  
John West  
Traye Fann  
Joe Fort  
Jailyn Grogan  
Jody Stewart  
Chris Traughber  
Kendra Shelton  
Angie Groves  
Kristy Chowning  
Joel Perry  
Jon Graves  
Michael Van Dyke  
Rachel Ellis  
Brent Dyer  
Korey Stewart

**POSITION**

County Mayor  
Interim Director of Schools  
Highway Superintendent  
Elections Administrator  
Register of Deeds  
Development & County Engineer  
County Buildings Director  
Archives Director  
Finance Director  
Property Assessor  
County Trustee  
County Clerk  
Circuit Court Clerk  
General Sessions Judge  
Clerk & Master  
County Sheriff  
Health Dept. Director  
Ambulance Service Director  
Solid Waste Director

## **BUDGETARY RESOLUTIONS**

**BLANK PAGE**

RESOLUTION NO. \_\_\_\_\_

**A RESOLUTION MAKING APPROPRIATIONS FOR THE VARIOUS  
FUNDS, DEPARTMENTS, OFFICES AND AGENCIES  
OF ROBERTSON COUNTY, TENNESSEE  
FOR THE FISCAL YEAR ENDING JUNE 30, 2024**

**SECTION 1.** BE IT RESOLVED by the Board of Commissioners of Robertson County, Tennessee that funds are hereby appropriated for the purpose of meeting the expenses, capital outlay and debt payments of the various funds, departments, offices and agencies of Robertson County, Tennessee, for the fiscal year beginning July 1, 2023 and ending June 30, 2024, according to the following schedule:

**GENERAL FUND**

County Commission	\$ 560,081
County Mayor	492,592
Administrator of Elections	409,164
Register of Deeds	378,851
Development Office / Former Planning	852,086
County Buildings	1,350,917
Archives	175,124
Finance Department	711,910
Property Assessor's Office	598,019
County Trustee's Office	367,820
County Clerk's Office	801,439
Circuit Court Clerk's Office	1,173,658
General Sessions Court	585,865
Drug Recovery Court/Mental Health Court/Opioid (OAC)	550,906
Chancery Court	383,818
Juvenile Court	556,810
Sheriff's Department	19,998,867
Fire Prevention Services	773,825
Emergency Management	245,567
Health Department	942,164
Animal Control	451,541
Ambulance Service	7,397,269
Litter Grant Program	84,738
Agriculture Extension Service	193,608
Other Charges	7,718,435
Contributions to Other Agencies	<u>713,926</u>
Total General Fund	<u>\$48,469,000</u>

**SOLID WASTE/SANITATION FUND**

Convenience Centers	\$ 652,830
Transfer Station	4,505,168
Recycling Center	74,742
Landfill Post Closure	129,498
Other Charges	<u>211,762</u>
Total Sanitation Fund	<u>\$ 5,574,000</u>

### HIGHWAY FUND

Administration	\$ 433,394
Highway Maintenance	3,351,868
Equipment Maintenance	595,255
Other Charges	418,483
Capital Outlay	<u>770,000</u>
Total Highway Fund	<u>\$ 5,569,000</u>

### SCHOOL FUND

Regular Education Program	\$63,551,245
Alternative Education Program	1,215,930
Special Education Program	8,752,100
Vocational Education Program	5,893,510
Student Body Education Program	441,500
Attendance Services Support	863,000
Health Services Support	2,089,600
Other Student Support	4,148,900
Regular Education Support	2,998,702
Special Education Support	1,156,168
Vocational Education Support	351,400
Technology	1,946,589
Board of Education	1,860,550
Director's Office	658,300
Principals' Offices	8,961,580
Fiscal Services	327,750
Human Resources	441,332
Plant Operation	6,569,860
Plant Maintenance	3,696,800
Transportation	9,002,800
Food Services	5,725,916
Community Services	1,180,800
Pre - K Education Program	1,450,600
Capital Outlay	2,882,230
Operating Transfer	<u>745,032</u>
Total School Fund	<u>\$136,912,194</u>

### DEBT SERVICE FUND

General Debt Service	\$ 3,525,118
Education Debt Service	11,437,885
Other Charges	<u>325,997</u>
Total Debt Service Fund	<u>\$15,289,000</u>

### GENERAL CAPITAL PROJECTS FUND

Public Health and Welfare Projects	<u>\$ 823,060</u>
Total General Capital Projects Fund	<u>\$ 823,060</u>

### COMMUNITY DEVELOPMENT / RCEDB / RED RIVER PRESERVE PILOT FUND

Public Health and Welfare Projects	<u>\$ 383,000</u>
Total Comm Dev /RCEDB/ Red River Preserve PILOT Fund	<u>\$ 383,000</u>

**SECTION 2.** BE IT FURTHER RESOLVED that the budget for the School Federal Projects Fund shall be the budget approved by the Robertson County Board Of Education.

**SECTION 3.** BE IT FURTHER RESOLVED that there are also hereby appropriated certain portions of the commissions and fees for collecting taxes and licenses and for administering other funds which the Trustee, County Clerk, Circuit Court Clerk, Register, Sheriff and the Clerk and Master and their officially authorized deputies and assistants may be entitled to receive under State laws heretofore or hereafter enacted. Expenditures out of commissions, and/or fees collected by the Trustee, County Clerk, Circuit Court Clerk, Clerk and Master, Register and the Sheriff may be made for such purposes and in such amounts as may be authorized by existing law or by valid order of any court having power to make such appropriations. Any excess commission and/or fees collected over and above the expenditures duly authorized shall be paid over to the Trustee and placed in the General Fund as provided by law.

**SECTION 4.** BE IT FURTHER RESOLVED that if any fee officials, as enumerated in Section 8-22-101, T.C.A., operate under the provisions of Section 8-22-104, T.C.A., then the provisions of the preceding paragraph shall not apply to those particular officials.

**SECTION 5.** BE IT FURTHER RESOLVED that the salary of each officer or employee of the County shall not exceed the amount authorized by existing law and the number of full-time positions in each department shall not exceed the total authorized in the detailed budget document.

**SECTION 6.** BE IT FURTHER RESOLVED that the total salary expenditures of each department shall not exceed the total salary budget per department contained in the detailed budget document and the total of all expenditures of each department shall not exceed the departmental appropriations contained in this resolution.

**SECTION 7.** BE IT FURTHER RESOLVED that any amendment to the budget shall be approved as provided in Section 5-9-407, T.C.A. One copy of each amendment shall be filed with the County Clerk, the Finance Director, and each respective departmental head.

**SECTION 8.** BE IT FURTHER RESOLVED that any resolution which may hereafter be presented to the Board of Commissioners for appropriations in addition to those made by this Resolution shall specifically provide sufficient funds during the fiscal year to meet such additional appropriation.

**SECTION 9.** BE IT FURTHER RESOLVED that the County Mayor or Finance Director are hereby authorized to borrow money on revenue anticipation notes, provided such notes are first approved by the Director of State and Local Finance, to pay for the expenses herein authorized until the taxes and other revenue for the fiscal year have been collected. The proceeds of loans for each individual fund shall not exceed 60% of the appropriations of each individual fund and shall be used only to pay the expenses and other requirements of the fund for which the loan is made. The loan shall be paid out of revenue from the fund for which money is borrowed. The notes evidencing the loans authorized under this section shall be used under the applicable sections of Title 9, Chapter 21, Tennessee Code Annotated. Said notes shall be signed by the County Mayor or the Finance Director and countersigned by the County Clerk. The notes shall be paid in full by the last day of the fiscal year.

**SECTION 10.** BE IT FURTHER RESOLVED that delinquent property taxes for the fiscal year ending June 30, 2022 and prior years and the interest and penalty thereon collected during the fiscal year ending June 30, 2024 shall be apportioned to the various funds according to the division of the tax levy for the fiscal year ending June 30, 2023. The Clerk and Master and the Trustee are hereby authorized and directed to make such apportionment accordingly. All business tax collections, including penalty and interest, shall accrue to the School Fund.

**SECTION 11.** BE IT FURTHER RESOLVED that all unencumbered balances of appropriations remaining at the end of the fiscal year shall lapse and be of no further effect.

**SECTION 12.** BE IT FURTHER RESOLVED that any resolution or part of a resolution which has heretofore been passed by the Board of Commissioners which is in conflict with any provision in this resolution is hereby repealed.

**SECTION 13.** BE IT FURTHER RESOLVED that this resolution shall take effect from and after its passage and its provisions shall be in force for the fiscal year beginning July 1, 2023 and ending June 30, 2024. This resolution shall be spread upon the minutes of the Board of Commissioners.

**SECTION 14.** BE IT FURTHER RESOLVED that Local Option Sales Tax in the amount of \$15,000,000 shall be allocated to the General-Purpose School Fund in equal monthly installments of \$1,250,000 and that \$1,200,000 shall be allocated to the General Capital Projects Fund in equal monthly installments of \$100,000 with all remaining excess Local Option Sales Tax to be allocated to the General-Purpose School Fund. This resolution will replace any prior resolution passed concerning the allocation of Local Option Sales Tax. This resolution will follow the guidelines outlined in the Sales Tax Law Section 67-6-712, T.C.A. This resolution shall be spread upon the minutes of the Board of Commissioners.

Duly passed and approved this 21st day of August, 2023.

---

County Commissioner

---

County Mayor

---

County Clerk

RESOLUTION NO. \_\_\_\_\_

**A RESOLUTION ESTABLISHING THE PROPERTY TAX LEVY  
OF ROBERTSON COUNTY, TENNESSEE  
FOR THE FISCAL YEAR ENDING JUNE 30, 2024**

**SECTION 1.** BE IT RESOLVED by the Board of Commissioners of Robertson County, Tennessee that the property tax rate of Robertson County, Tennessee for the fiscal year beginning July 1, 2023 and ending June 30, 2024 shall be \$1.87 on each \$100.00 of taxable property. The resulting revenue shall be distributed according to the following schedule:

<u>FUND</u>	<u>RATE</u>
General	.97
Solid Waste/Sanitation	.04
School	.59
Debt Service	<u>.27</u>
Total	<u>\$1.87</u>

**SECTION 2.** BE IT FURTHER RESOLVED that any resolution or part of a resolution which has heretofore been passed by the Board of Commissioners which is in conflict with any provision in this resolution is hereby repealed.

**SECTION 3.** BE IT FURTHER RESOLVED that this resolution shall take effect from and after its passage and its provisions shall be in force for the fiscal year beginning July 1, 2023 and ending June 30, 2024. This resolution shall be spread upon the minutes of the Board of Commissioners.

Duly passed and approved this 21st day of August, 2023.

---

County Commissioner

---

County Mayor

---

County Clerk

**BLANK PAGE**


**COMBINED FINANCIAL SCHEDULES**

**BLANK PAGE**

ROBERTSON COUNTY, TENNESSEE  
 STATEMENT OF UNRESERVED FUND BALANCES  
 BUDGET FOR THE YEAR ENDING JUNE 30, 2024

ALL FUNDS DESCRIPTION	ACTUAL BALANCE ON 6-30-23	PLUS ESTIMATED REVENUES FY 23-24	LESS ESTIMATED EXPENSES FY 23-24	ESTIMATED BALANCE ON 6-30-24
GENERAL FUND	17,716,160	48,594,000	48,469,000	17,841,160
SOLID WASTE/SANITATION FUND	2,555,486	5,300,000	5,574,000	2,281,486
HIGHWAY FUND	2,066,480	4,654,000	5,569,000	1,151,480
SCHOOL FUND	29,803,381	135,720,981	136,912,194	28,612,168
DEBT SERVICE FUND	23,660,413	19,520,000	15,289,000	27,891,413
GENERAL CAPITAL PROJECTS FUND	1,236,335	1,200,000	823,060	1,613,275
COMM DEV/RCEDB/RED RIVER PILOT FUND	5,429,511	964,470	383,000	6,010,981
<b>TOTAL ALL FUNDS</b>	<u>82,467,766</u>	<u>215,953,451</u>	<u>213,019,254</u>	<u>85,401,963</u>

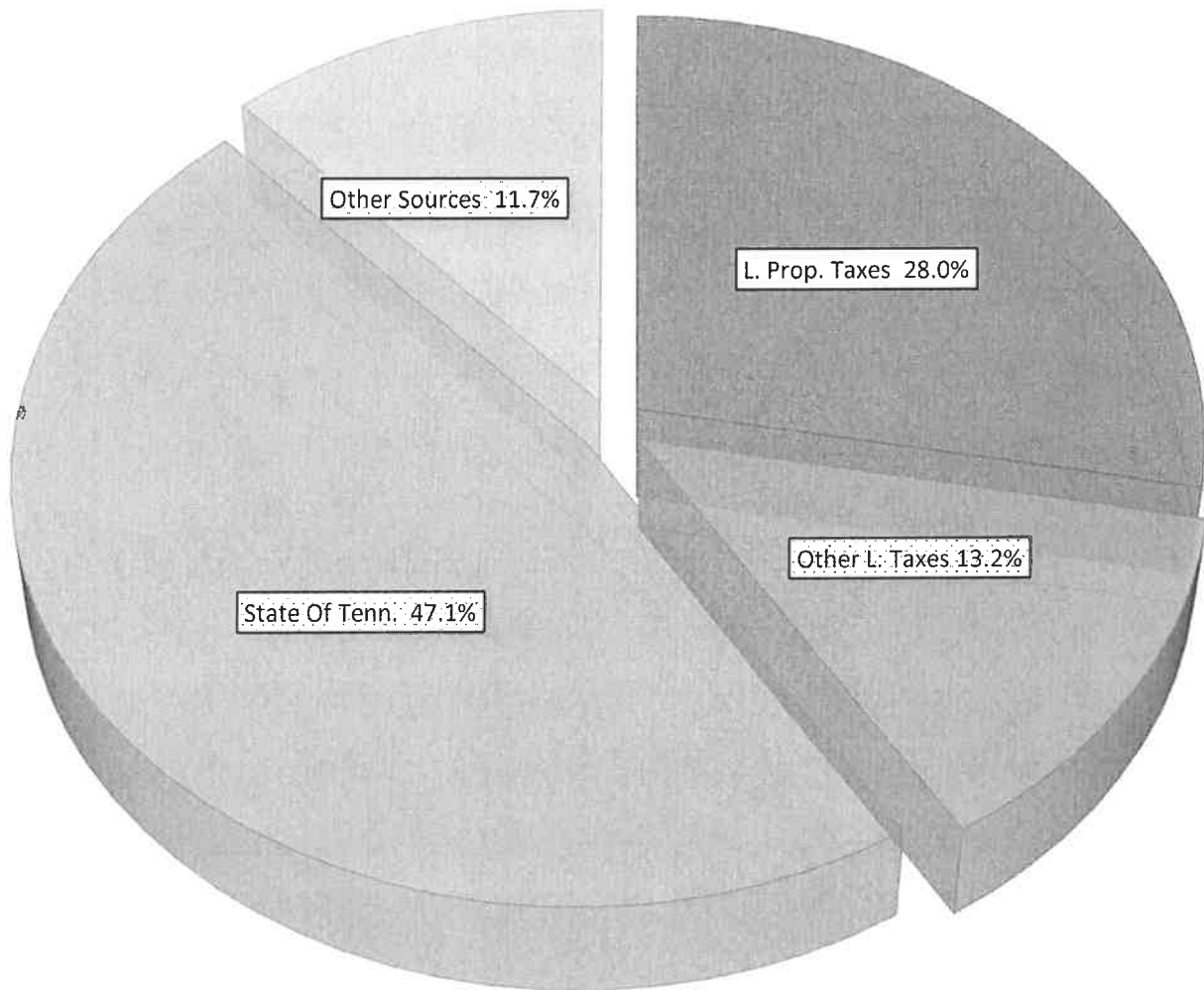
**PROPERTY TAX DISTRIBUTION**  
**FISCAL YEAR 2023-2024 BUDGET**



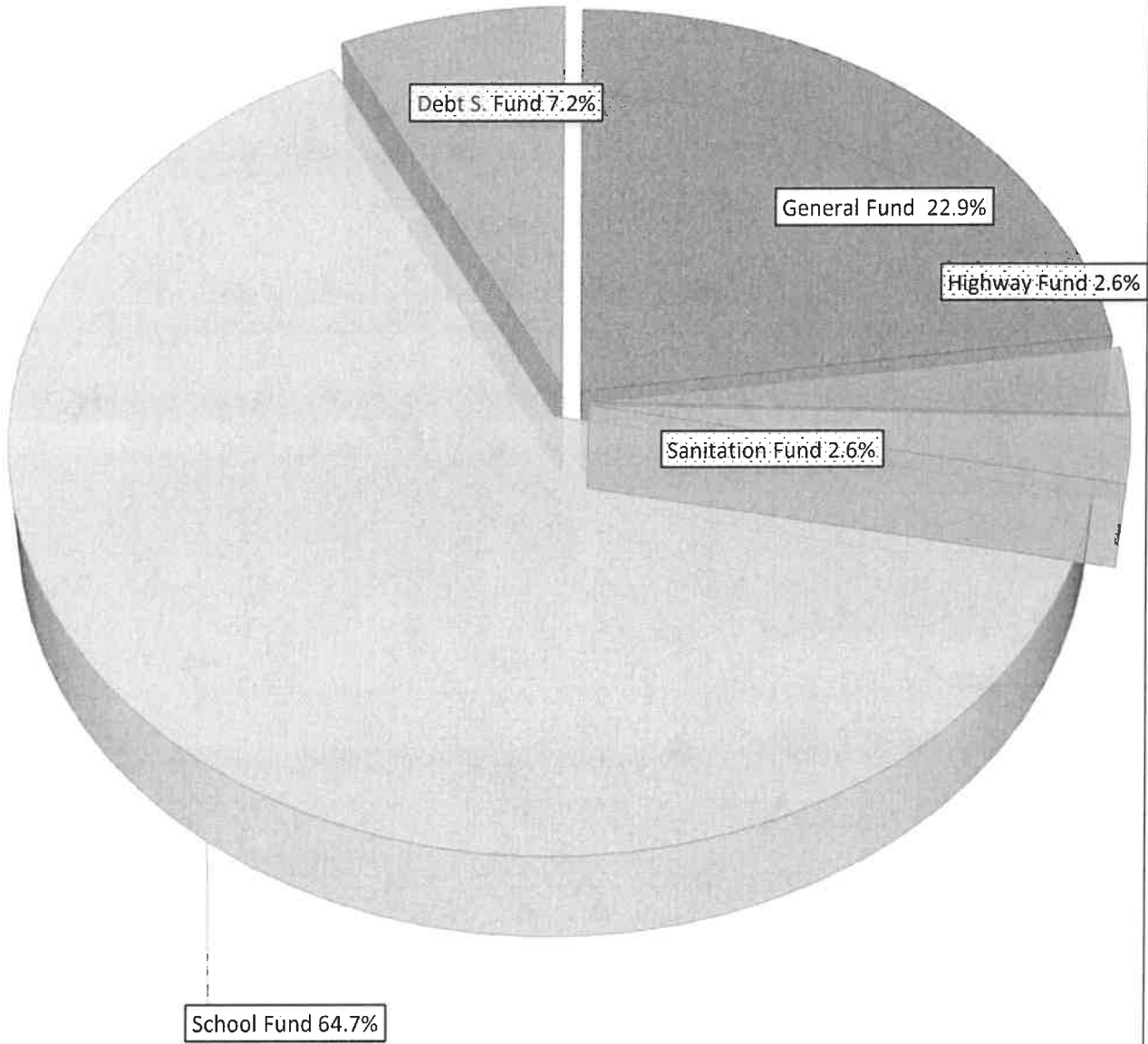
ROBERTSON COUNTY, TENNESSEE  
 PROPERTY TAX RATE DISTRIBUTION  
 BUDGET FOR THE YEAR ENDING JUNE 30, 2024

ALL FUNDS DESCRIPTION	PROPERTY TAX RATE	PROPERTY TAX LEVY	LESS EST. 4 % NON COLLECT	NET PROP. TAX REVENUE
GENERAL FUND	0.9700	30,918,750	1,236,750	29,682,000
SOLID WASTE/SANITATION FUND	0.0400	1,275,000	51,000	1,224,000
SCHOOL FUND	0.5900	18,806,250	752,250	18,054,000
DEBT SERVICE FUND	0.2700	8,606,250	344,250	8,262,000
TOTAL ALL FUNDS	<u>1.8700</u>	<u>59,606,250</u>	<u>2,384,250</u>	<u>57,222,000</u>
ONE CENT NET PROPERTY TAX GENERATES ABOUT				<u>306,000</u>

**TOTAL ALL FUNDS REVENUES**  
(EXCLUDES CAPITAL FUNDS)  
FISCAL YEAR 2023-2024 BUDGET



**TOTAL ALL FUNDS EXPENSES**  
**(EXCLUDES CAPITAL FUNDS)**  
**FISCAL YEAR 2023-2024 BUDGET**



**ROBERTSON COUNTY, TENNESSEE  
SCHEDULE OF BOND PAYMENTS  
FROM DEBT SERVICE FUND  
REMAINING AFTER JUNE 30, 2023**

<b>DESCRIPTION</b>	<b>SCHOOL PRINCIPAL PAYMENTS</b>	<b>OTHER PRINCIPAL PAYMENTS</b>	<b>TOTAL PRINCIPAL PAYMENTS</b>	<b>TOTAL INTEREST PAYMENTS</b>	<b>TOTAL PRI. &amp; INT. PAYMENTS</b>
FISCAL YEAR ENDING 6/30/2024	9,310,309.00	3,059,691.00	12,370,000.00	2,593,002.76	14,963,002.76
FISCAL YEAR ENDING 6/30/2025	9,504,212.00	3,170,788.00	12,675,000.00	2,163,464.26	14,838,464.26
FISCAL YEAR ENDING 6/30/2026	8,619,196.00	2,895,804.00	11,515,000.00	1,680,196.26	13,195,196.26
FISCAL YEAR ENDING 6/30/2027	8,639,887.00	2,980,113.00	11,620,000.00	1,351,244.76	12,971,244.76
FISCAL YEAR ENDING 6/30/2028	7,303,600.00	686,400.00	7,990,000.00	1,008,961.76	8,998,961.76
FISCAL YEAR ENDING 6/30/2029	5,588,700.00	561,300.00	6,150,000.00	777,305.76	6,927,305.76
FISCAL YEAR ENDING 6/30/2030	3,265,000.00	25,000.00	3,290,000.00	597,891.76	3,887,891.76
FISCAL YEAR ENDING 6/30/2031	3,350,000.00	25,000.00	3,375,000.00	509,620.76	3,884,620.76
FISCAL YEAR ENDING 6/30/2032	3,445,000.00	25,000.00	3,470,000.00	423,288.26	3,893,288.26
FISCAL YEAR ENDING 6/30/2033	3,525,000.00	25,000.00	3,550,000.00	340,083.50	3,890,083.50
FISCAL YEAR ENDING 6/30/2034	3,620,000.00	25,000.00	3,645,000.00	252,387.00	3,897,387.00
FISCAL YEAR ENDING 6/30/2035	2,030,000.00	25,000.00	2,055,000.00	160,830.00	2,215,830.00
FISCAL YEAR ENDING 6/30/2036	1,345,000.00	30,000.00	1,375,000.00	100,400.00	1,475,400.00
FISCAL YEAR ENDING 6/30/2037	860,000.00	30,000.00	890,000.00	68,375.00	958,375.00
FISCAL YEAR ENDING 6/30/2038	880,000.00	30,000.00	910,000.00	46,125.00	956,125.00
FISCAL YEAR ENDING 6/30/2039	905,000.00	30,000.00	935,000.00	23,375.00	958,375.00
<b>TOTAL REMAINING PAYMENTS</b>	<b><u>72,190,904.00</u></b>	<b><u>13,624,096.00</u></b>	<b><u>85,815,000.00</u></b>	<b><u>12,096,551.84</u></b>	<b><u>97,911,551.84</u></b>

**ROBERTSON COUNTY, TENNESSEE  
 SCHEDULE OF NOTE PAYMENTS  
 FROM DEBT SERVICE FUND  
 REMAINING AFTER JUNE 30, 2023**

<u>DESCRIPTION</u>	<u>SCHOOL PRINCIPAL PAYMENTS</u>	<u>OTHER PRINCIPAL PAYMENTS</u>	<u>TOTAL PRINCIPAL PAYMENTS</u>	<u>TOTAL INTEREST PAYMENTS</u>	<u>TOTAL PRI. &amp; INT. PAYMENTS</u>
FISCAL YEAR ENDING 06/30/2024	0.00	0.00	0.00	0.00	0.00
TOTAL REMAINING PAYMENTS	<u>0.00</u>	<u>0.00</u>	<u>0.00</u>	<u>0.00</u>	<u>0.00</u>

**BLANK PAGE**

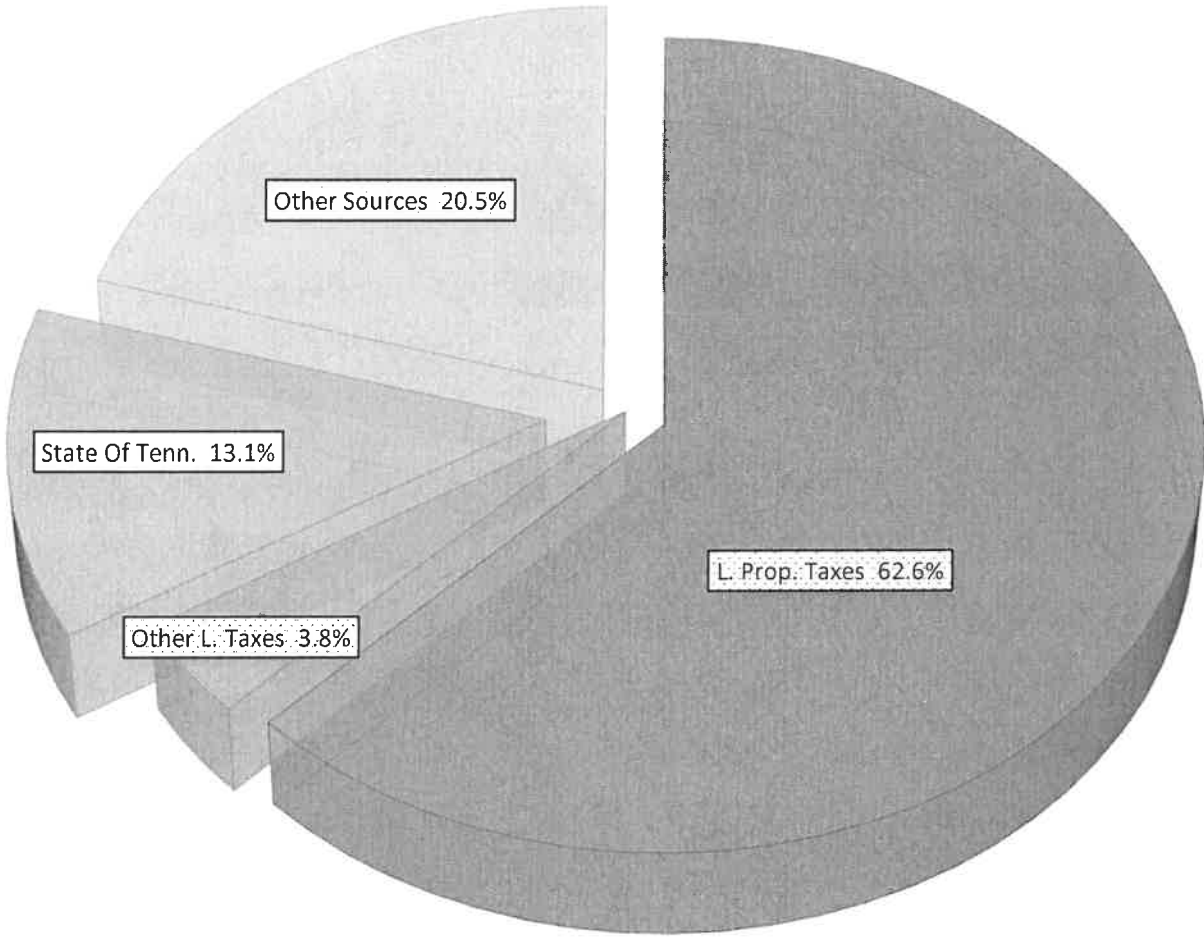
## GENERAL FUND BUDGET

**BLANK PAGE**

ROBERTSON COUNTY, TENNESSEE  
 STATEMENT OF ESTIMATED FUND BALANCE  
 BUDGET FOR THE YEAR ENDING JUNE 30, 2024

GENERAL FUND #101 DESCRIPTION	ACTUAL FY 21-22	BUDGET FY 22-23	ACTUAL FY 22-23	BUDGET FY 23-24
<b>REVENUES</b>				
Local Property Taxes	22,515,092	22,443,785	22,962,824	30,392,509
Other Local Taxes	1,711,478	2,162,814	1,698,980	1,854,914
State Of Tennessee	3,129,943	4,993,499	4,633,794	6,375,760
Other Sources	11,127,607	13,832,279	13,565,762	9,970,817
Total Revenues	<u>38,484,120</u>	<u>43,432,377</u>	<u>42,861,360</u>	<u>48,594,000</u>
<b>EXPENSES</b>				
Salaries	19,230,545	21,906,562	20,305,955	25,460,101
Other Costs	17,789,367	23,289,303	21,246,655	23,008,899
Total Expenses	<u>37,019,912</u>	<u>45,195,865</u>	<u>41,552,610</u>	<u>48,469,000</u>
<b>FUND BALANCE</b>				
Excess Revenues (Expenses)	1,464,208	(1,763,487)	1,308,750	125,000
Beginning Total Fund Balance - July 1	<u>17,127,264</u>	<u>18,591,472</u>	<u>18,591,472</u>	<u>19,900,222</u>
Ending Total Fund Balance - June 30	<u>18,591,472</u>	<u>16,827,985</u>	<u>19,900,222</u>	<u>20,025,222</u>
Reserved Fund Balance - June 30	<u>(1,604,609)</u>	<u>(1,604,609)</u>	<u>(2,184,062)</u>	<u>(2,184,062)</u>
Unreserved Fund Balance - June 30	<u>16,986,863</u>	<u>15,223,376</u>	<u>17,716,160</u>	<u>17,841,160</u>

**GENERAL FUND REVENUES**  
**FISCAL YEAR 2023-2024 BUDGET**



ROBERTSON COUNTY, TENNESSEE  
 STATEMENT OF ESTIMATED REVENUES  
 BUDGET FOR THE YEAR ENDING JUNE 30, 2024

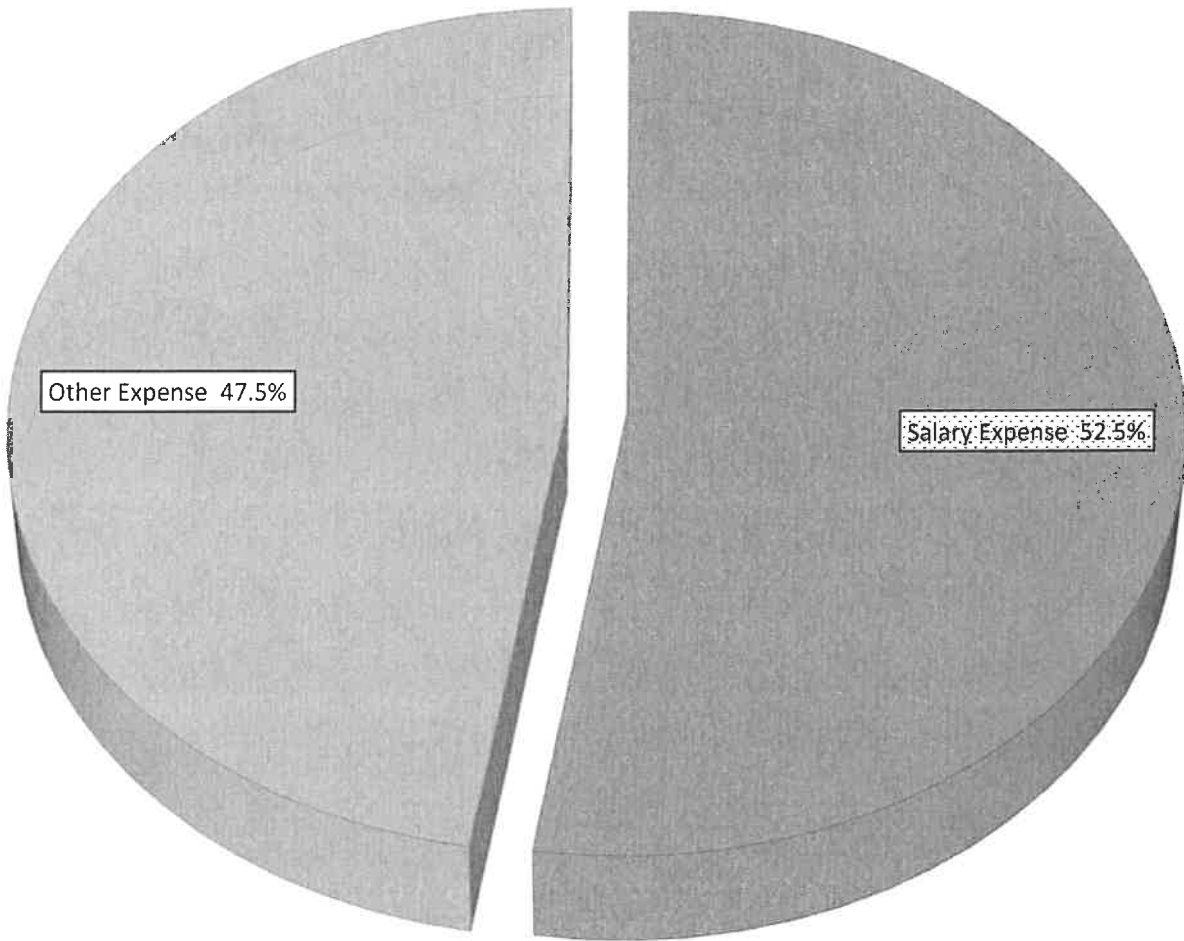
ACCT. #	GENERAL FUND #101 DESCRIPTION	ACTUAL FY 21-22	BUDGET FY 22-23	ACTUAL FY 22-23	BUDGET FY 23-24
<b><u>LOCAL PROPERTY TAXES</u></b>					
40110	Current Property Tax Collections	21,494,648	21,583,000	22,218,584	29,682,000
40120	Trustee's P. T. Collections - Prior Year	306,008	215,000	126,992	126,992
40130	Chancery Court P. T. Collections - Prior Years	98,397	59,000	96,540	86,886
40140	Property Tax Interest & Penalty Collections	113,270	80,000	121,338	109,204
40162	Payments In Lieu Of Property Tax	162,984	167,000	149,290	137,347
40163	Other Payments In Lieu Of Property Tax - IDB PILOT	339,785	339,785	250,080	250,080
	<b>TOTAL LOCAL PROPERTY TAXES</b>	<b>22,515,092</b>	<b>22,443,785</b>	<b>22,962,824</b>	<b>30,392,509</b>
<b><u>OTHER LOCAL TAXES</u></b>					
40220	Motel Tax - Transfer To Ind. Dev. Board - See 58400-358	979,867	1,430,000	944,066	1,100,000
40250	Litigation Tax - General	263,931	266,000	263,400	263,400
40320	Bank Excise Tax	378,814	378,814	384,394	384,394
40330	Wholesale Beer Tax	88,866	88,000	107,120	107,120
	<b>TOTAL OTHER LOCAL TAXES</b>	<b>1,711,478</b>	<b>2,162,814</b>	<b>1,698,980</b>	<b>1,854,914</b>
<b><u>LICENSES &amp; PERMITS</u></b>					
41140	Cable TV Franchise	118,382	120,000	116,413	116,413
41520	Building Permits	618,145	640,000	363,902	327,000
	<b>TOTAL LICENSES &amp; PERMITS</b>	<b>736,527</b>	<b>760,000</b>	<b>480,315</b>	<b>443,413</b>
<b><u>COURT FINES &amp; PENALTIES</u></b>					
42110	Circuit Court Fines	27,691	27,000	23,685	23,685
42180	Circuit Court DUI Treatment Fines	1,127	1,000	994	994
42190	Circuit Court Data Entry Fees	3,870	4,000	3,792	3,792
42310	General Sessions Court Fines	285,348	300,000	319,587	319,587
42380	General Sessions Court DUI Treatment Fines	19,380	19,000	24,659	24,659
42390	General Sessions Court Data Entry Fees	25,278	26,000	25,153	25,153
42410	Juvenile Court Fines	659	600	846	846
42420	Juvenile Court Officers Cost	3,355	3,500	1,669	1,669
42490	Juvenile Court Data Entry Fees	1,368	1,400	1,232	1,232
42520	Chancery Court Officers Cost	1,370	1,400	1,356	1,356
42530	Chancery Court Data Entry Fees	6,657	5,700	5,941	5,941
42641 42642	Drug Court Fees - Veteran's Treatment Court	78,367	80,000	81,346	81,346
	<b>TOTAL COURT FINES &amp; PENALTIES</b>	<b>454,470</b>	<b>469,600</b>	<b>490,260</b>	<b>490,260</b>
<b><u>CHARGES FOR SERVICES</u></b>					
43120	Ambulance Patient Charges	2,697,186	2,500,000	2,694,387	2,500,000
43120 TNCar	Ambulance Patient Charges - Tenn Care - TNCAR	77,911	100,000	249,466	100,000
43190 101	School Patrol Officers	1,656,000	1,710,000	1,710,000	1,300,000
43190 102	Drivers School Fees	12,495	12,000	13,300	13,300
43190 103	Patrol Officers for the City of Ridgetop	142,000	142,000	152,460	165,000
43350	Copy Machine Fees	1,759	1,400	3,360	3,360
43365	Archives and Records Management Fee	148,620	148,000	152,043	152,000
43370	Telephone Commissions - Jail	59,375	50,000	70,894	70,894
43383	Additional Fees - Titling and Registration	0	0	71,718	71,718
43392	Register Of Deeds Computer Fees	36,184	35,996	26,536	26,536
43394	Sheriff Computer Fees	6,446	6,400	6,676	6,676
43395	Sheriff Sexual Offender Registration Fee	7,350	6,600	7,350	7,350
43396 43399	Data Process Fee-County Clerk-Vehicle Ins Coverage-(VIC)	18,233	18,000	20,345	20,345
	<b>TOTAL CHARGES FOR CURRENT SERVICES</b>	<b>4,863,559</b>	<b>4,730,396</b>	<b>5,178,535</b>	<b>4,437,179</b>

**ROBERTSON COUNTY, TENNESSEE  
STATEMENT OF ESTIMATED REVENUES  
BUDGET FOR THE YEAR ENDING JUNE 30, 2024**

ACCT. #	GENERAL FUND #101 DESCRIPTION	ACTUAL FY 21-22	BUDGET FY 22-23	ACTUAL FY 22-23	BUDGET FY 23-24
<b><u>OTHER LOCAL REVENUES</u></b>					
44131	Commissary Sales - Jail	32,870	30,000	40,337	40,337
44170	Refunds	116,072	142,176	142,222	10,000
44530 44540	Sale of Property - Proceeds - TN Dept of Safety Building FY2023	58,637	1,500,000	1,090,850	0
44570	Contributions - ANIML	6,535	3,010	2,820	1,500
44570	Contributions-Northcrest Foundation / Insul / FY2023 INTRP	0	28,491	28,491	0
44990	Other Local Revenues	245,652	126,697	158,574	9,638
44990 Plate	Other Local Revenues / Mail New License Plates	37,800	40,000	54,409	0
	<b>TOTAL OTHER LOCAL REVENUES</b>	<b>497,566</b>	<b>1,870,374</b>	<b>1,517,703</b>	<b>61,475</b>
<b><u>FEES FROM COUNTY OFFICIALS</u></b>					
45510	County Clerk Fees	1,267,451	1,290,000	1,387,821	1,427,000
45520	Circuit Court Clerk Fees	200,935	201,000	199,115	199,000
45540	General Sessions Court Fees	462,535	472,000	465,547	475,000
45550	Chancery Court Fees	180,971	170,000	154,861	137,000
45560	Juvenile Court Fees	28,161	28,000	25,102	25,000
45580	Register Of Deeds Fees	687,021	680,000	487,046	438,000
45590	Sheriff Fees	33,755	34,000	35,490	35,490
45610	Trustee Fees	1,714,656	1,750,000	1,767,058	1,802,000
	<b>TOTAL FEES FROM COUNTY OFFICIALS</b>	<b>4,575,485</b>	<b>4,625,000</b>	<b>4,522,040</b>	<b>4,538,490</b>
<b><u>STATE OF TENNESSEE</u></b>					
46110	Juvenile Services Program	9,540	9,000	9,000	9,000
46190 Lgdag	Other General Govt Grant - Governor's Direct Appropriation Grant	578,623	0	0	0
46210	Law Enforcement Training Program	56,800	68,000	54,400	108,800
46220	Drug Control Grant - Added Mental Health Court Grant FY2024	85,472	97,000	106,528	215,500
46310	Health Department Program	526,923	770,000	607,131	770,000
46390	Other Health & Welfare Grant	0	135,000	0	0
46430	Litter Program	35,761	56,400	24,516	56,400
46830	Beer Tax	19,194	19,194	19,200	19,200
46840	Alcoholic Beverage Tax	158,390	160,000	159,534	159,534
46845	Opioid Settlement Funds	0	180,593	180,592	0
46845 OAC	Opioid Settlement Funds - OAC - Opioid Abatement Council	0	75,000	380,839	0
46855	Sports Gaming Tax	28,483	20,000	48,492	48,492
46915	Contracted Prisoner Boarding	1,478,702	2,700,000	2,689,231	2,875,000
46960	Registrar Of Voters Salary Grant	15,164	15,164	15,164	15,164
46980	Other State Grants EMA, TEMA Grants	8,074	45,247	55,945	36,350
46990	Other State Revenues	24,497	14,100	24,875	14,100
48130	Contributions - RobCo Soil Conservation District FY2024	0	0	0	21,000
47250	Law Enforcement Grants - School Resource Officer Grant-FY24	32,081	244,970	235,307	1,655,000
47590	Federal through State - Reimbursement Voting Machines/Elections	7,623	383,831	13,389	372,220
47990	Federal Other Grants - EMS Grant-Elect Cots FY22-Other FY23	64,616	0	9,651	0
	<b>TOTAL STATE OF TENNESSEE</b>	<b>3,129,943</b>	<b>4,993,499</b>	<b>4,633,794</b>	<b>6,375,760</b>
<b><u>OTHER SOURCES (NONREVENUE)</u></b>					
49700	Insurance Recovery	0	76,909	76,909	0
49800	Operating Transfer from American Rescue Plan Act (ARPA) 2021	0	1,300,000	1,300,000	0
	<b>TOTAL OTHER SOURCES (NONREVENUE)</b>	<b>0</b>	<b>1,376,909</b>	<b>1,376,909</b>	<b>0</b>
	<b>TOTAL REVENUE FOR GENERAL FUND #101</b>	<b>38,484,120</b>	<b>43,432,377</b>	<b>42,861,360</b>	<b>48,594,000</b>

**BLANK PAGE**

**GENERAL FUND EXPENSES**  
**FISCAL YEAR 2023-2024 BUDGET**



**ROBERTSON COUNTY, TENNESSEE  
STATEMENT OF ESTIMATED EXPENSES  
BUDGET FOR THE YEAR ENDING JUNE 30, 2024**

<u>ACCT. #</u>	<u>GENERAL FUND #101 DESCRIPTION</u>	<u>F. T. EMP.</u>	<u>ACTUAL FY 21-22</u>	<u>BUDGET FY 22-23</u>	<u>ACTUAL FY 22-23</u>	<u>BUDGET FY 23-24</u>
<b>51100</b>	<b><u>COUNTY COMMISSION</u></b>					
105	Veterans' Services Supervisor	1	47,228	57,082	56,792	59,943
162	Clerical Personnel	2	54,402	77,742	66,992	81,630
169	Part-Time Personnel - Veterans' Services		13,877	3,717	0	20,208
191	Board Member Fees		146,750	157,500	152,425	157,500
201	Social Security Tax		15,895	18,353	16,852	19,795
204	State Retirement		4,899	8,898	8,092	9,655
205	Employee Insurance		0	0	0	0
212	Medicare Tax		3,718	4,293	3,941	4,630
317	Computer Software Maint. & Programming		1,347	2,245	2,211	2,245
320	Dues & Memberships		27,469	31,780	32,100	31,780
331	Legal Services		117,190	170,000	151,277	150,000
332	Legal Notices, Recording & Court Costs		53	400	0	400
351	201 Rent - Copying Machine		0	0	108	444
513	Worker's Compensation Insurance		551	553	553	604
524	Training & Related Travel		1,805	5,000	1,080	5,000
599	Other Charges		3,178	8,247	2,079	16,247
	<b>TOTAL COUNTY COMMISSION</b>	<b>3</b>	<b>438,362</b>	<b>545,810</b>	<b>494,502</b>	<b>560,081</b>
<b>51300</b>	<b><u>COUNTY MAYOR</u></b>					
101	Administrative Officer	1	111,150	116,708	116,708	122,538
162	Clerical Personnel	3	111,680	118,115	117,300	124,012
105	IT Supervisor only FY2024	1	172,875	197,517	193,446	100,559
169	Part-Time Personnel - Clerical		0	0	0	0
201	Social Security Tax		23,656	26,805	25,521	21,521
204	State Retirement		19,825	28,534	28,031	23,673
205	Employee Insurance		0	0	0	0
212	Medicare Tax		5,532	6,268	5,968	5,033
307	Communication - Computer / Radio / Phone		423	1,196	404	1,196
320	Dues & Memberships		1,800	1,800	1,800	1,800
321	Engineering Services		25,500	30,000	9,429	0
336	Maintenance - Equipment / Computer / Radio		33,738	43,600	26,077	43,600
336	Maintenance - Equipment / Computer / Radio-COVID		0	0	0	0
338	Maintenance - Licensed Vehicles		0	0	0	0
348	Postal Charges		66	588	60	588
349	Printing & Forms		0	700	34	700
351	201 Rent - Copying Machine		3,024	3,897	3,157	3,576
355	Travel Conducting Business		2,181	3,000	827	3,000
425	Gasoline		2,042	139	70	139
435	Office Supplies		1,481	3,000	662	3,000
508	Surety Bonds		0	0	0	0
513	Worker's Compensation Insurance		836	807	807	657
524	Training & Related Travel		280	1,000	277	1,000
799	Various Capital Outlay		29,436	36,000	30,834	36,000
799	Various Capital Outlay / Election Technology Grant Funds		0	11,611	3,925	0
799	Lgdag Various Capital Outlay / Governor Direct Appr Grant Funds		0	0	0	0
	<b>TOTAL COUNTY MAYOR</b>	<b>5</b>	<b>545,525</b>	<b>631,285</b>	<b>565,337</b>	<b>492,592</b>

ROBERTSON COUNTY, TENNESSEE  
STATEMENT OF ESTIMATED EXPENSES  
BUDGET FOR THE YEAR ENDING JUNE 30, 2024

ACCT. #	GENERAL FUND #101 DESCRIPTION	F. T. EMP.	ACTUAL FY 21-22	BUDGET FY 22-23	ACTUAL FY 22-23	BUDGET FY 23-24
<b>51500</b>	<b><u>ADMINISTRATOR OF ELECTIONS</u></b>					
101	Administrative Officer	1	86,619	90,948	90,948	95,492
162	Clerical Personnel	3	114,421	121,015	116,914	127,070
169	Part-Time Personnel - Clerical		12,895	39,128	16,296	30,468
187	Overtime Pay		1,266	4,000	3,945	1,250
191	Board Member Fees		3,120	4,900	4,120	4,900
193	Election Workers - Part-Time		26,664	70,000	61,230	30,000
201	Social Security Tax		13,211	16,119	14,175	16,069
204	State Retirement		10,144	14,254	13,929	15,264
205	Employee Insurance		0	0	0	0
212	Medicare Tax		3,090	3,770	3,315	3,758
317	Computer Software Maint. & Programming		22,512	24,200	16,634	24,200
320	Dues & Memberships		0	500	0	500
332	Legal Notices, Recording & Court Costs		4,842	6,000	4,316	4,900
336	Maintenance - Equipment / Computer / Radio		3,923	2,500	771	4,000
348	Postal Charges		5,867	10,000	7,362	4,000
349	Printing & Forms		5,257	5,000	3,805	5,000
351	201 Rent - Copying Machine		1,368	2,468	2,496	2,746
399	901 Other Contracted Services - Voting Machines & Rent		28,425	50,000	39,250	28,000
435	Office Supplies		10,009	9,000	7,157	9,000
513	Worker's Compensation Insurance		508	625	625	547
524	Training & Related Travel		0	2,000	110	2,000
799	Various Capital Outlay - Voting Machines		0	372,220	376,478	0
	<b>TOTAL ADMINISTRATOR OF ELECTIONS</b>	<b>4</b>	<b>354,141</b>	<b>848,647</b>	<b>783,876</b>	<b>409,164</b>

ROBERTSON COUNTY, TENNESSEE  
 STATEMENT OF ESTIMATED EXPENSES  
 BUDGET FOR THE YEAR ENDING JUNE 30, 2024

ACCT. #	GENERAL FUND #101 DESCRIPTION	F. T. EMP.	ACTUAL FY 21-22	BUDGET FY 22-23	ACTUAL FY 22-23	BUDGET FY 23-24
<b>51600</b>	<b>REGISTER OF DEEDS</b>					
101	Administrative Officer	1	96,233	101,049	101,049	106,100
162	Clerical Personnel	4	175,810	186,758	185,472	196,088
169	Part-Time Personnel - Clerical		0	0	0	0
201	Social Security Tax		16,246	17,844	17,131	18,736
204	State Retirement		13,635	18,995	18,832	20,609
205	Employee Insurance		0	0	0	0
212	Medicare Tax		3,799	4,173	4,006	4,382
317	Computer Software Maint. & Programming		8,946	8,910	8,946	11,461
320	Dues & Memberships		1,131	1,173	1,073	1,173
336	Maintenance - Equipment / Computer / Radio		503	200	0	200
348	Postal Charges		698	1,000	67	1,000
349	Printing & Forms		0	1,000	0	1,000
351	201 Rent - Copying Machine		2,550	2,805	2,664	2,930
435	Office Supplies		5,467	6,900	4,287	6,900
508	Surety Bonds		0	0	0	0
513	Worker's Compensation Insurance		576	545	545	572
524	Training & Related Travel		1,498	1,200	1,453	1,200
599	301 Other Charges - Data Processing		4,378	17,952	12,670	6,500
799	Various Capital Outlay		1,912	0	1,595	0
	TOTAL REGISTER OF DEEDS	5	333,382	370,504	359,790	378,851

ROBERTSON COUNTY, TENNESSEE  
STATEMENT OF ESTIMATED EXPENSES  
BUDGET FOR THE YEAR ENDING JUNE 30, 2024

ACCT. #	GENERAL FUND #101 DESCRIPTION	F. T. EMP.	ACTUAL FY 21-22	BUDGET FY 22-23	ACTUAL FY 22-23	BUDGET FY 23-24
<b>51710</b>	<b>DEVELOPMENT OFFICE</b>					
101	Administrative Officer	1	76,304	50,126	23,483	105,690
162	Clerical Personnel	9	214,469	350,445	325,220	483,111
169	Part-Time Personnel - Clerical		19,794	24,364	29,037	0
191	Board Member Fees		7,000	11,101	8,200	11,101
201	Social Security Tax		19,016	29,203	22,381	37,194
204	State Retirement		14,567	27,262	19,112	40,156
205	Employee Insurance		0	0	0	0
212	Medicare Tax		4,447	6,831	5,234	8,699
307	Communication - Computer / Radio / Phone		1,807	2,917	1,765	3,073
308	Consultants		5,100	46,000	35,867	50,000
317	Computer Software Maint. & Programming		3,978	4,250	25,280	15,000
320	Dues & Memberships		0	660	637	1,500
321	Engineering Services		0	0	0	36,000
332	Legal Notices, Recording & Court Costs		2,233	5,000	2,231	5,000
335	Maintenance - Building / Land to Clean-Up for Violators		0	9,500	0	5,000
336	Maintenance - Equipment / Computer / Radio		395	2,000	680	3,000
338	Maintenance - Licensed Vehicles		3,086	3,000	3,848	4,000
348	Postal Charges		698	1,500	867	1,500
349	Printing & Forms - Building Codes Manuals		254	1,300	1,792	1,500
351	201 Rent - Copying Machine		1,488	1,891	2,096	5,936
355	Engr Travel Conducting Business		0	0	0	4,000
425	Gasoline		4,948	9,665	3,776	7,690
435	Office Supplies		2,600	2,900	4,334	4,800
450	Tires & Tubes		0	0	0	3,000
451	Uniforms		0	0	226	2,000
471	Engr Software		0	0	0	2,000
513	Worker's Compensation Insurance		687	659	659	1,136
524	Training & Related Travel		0	3,300	5,567	7,000
718	Licensed Vehicle Capital Outlay		0	35,000	35,000	0
799	Capital Outlay		0	0	3,170	3,000
	TOTAL DEVELOPMENT OFFICE-Formerly Planning	10	382,871	628,874	560,462	852,086

ROBERTSON COUNTY, TENNESSEE  
STATEMENT OF ESTIMATED EXPENSES  
BUDGET FOR THE YEAR ENDING JUNE 30, 2024

ACCT. #	GENERAL FUND #101 DESCRIPTION	F. T. EMP.	ACTUAL FY 21-22	BUDGET FY 22-23	ACTUAL FY 22-23	BUDGET FY 23-24
<b>51800</b>	<b>COUNTY BUILDINGS</b>					
101	Administrative Officer	1	71,117	74,666	74,666	78,390
162	Clerical Personnel	1	37,716	39,884	39,202	41,877
166	Custodial Personnel	4	117,374	123,816	118,759	130,010
167	Maintenance Personnel	7	297,982	347,957	341,775	364,483
169	Part-Time Personnel - Custodial		4,597	0	1,367	0
187	Overtime Pay		5,152	11,100	6,706	16,500
201	Social Security Tax		30,464	37,661	33,757	39,138
204	State Retirement		26,259	39,527	37,691	43,052
205	Employee Insurance		0	0	0	0
212	Medicare Tax		7,180	8,808	7,915	9,153
307	Communication - Computer / Radio / Phone		97,821	97,603	95,916	107,837
308	Consultants, Architects & Engineers		0	0	0	0
334	101 Maintenance Contract - Elevators & Phone System		19,037	19,989	20,664	21,697
335	Maintenance - Building / Land		33,902	40,000	25,289	50,000
335	Maintenance - Building / Land - TRANE		0	0	0	0
336	Maintenance - Equipment / Computer / Radio		6,170	6,000	3,022	6,000
338	Maintenance - Licensed Vehicles		1,888	2,000	91	4,000
347	Pest Control		4,320	4,000	3,120	4,000
347	EMC Pest Control - Employee Medical Clinic		0	0	260	600
350	Internet Connectivity		22,578	23,255	22,022	23,255
350	EMC Internet Connectivity - Employee Medical Clinic		0	0	1,324	1,332
351	201 Rent - Copying Machine		612	673	697	960
355	Travel Conducting Business		0	400	0	400
359	Waste Disposal		936	1,000	1,183	1,183
359	EMC Waste Disposal - Employee Medical Clinic		0	0	553	684
399	Other Contracted Services - Repair Plaster in Crthouse		13,462	0	0	0
410	Custodial Supplies		17,892	25,429	19,307	32,000
415	EMC Electricity - Employee Medical Clinic		15,072	16,428	13,425	15,000
415	Electricity		36,592	39,885	40,109	56,352
415	101 Electricity - R. C. Office Building		101,052	110,147	118,096	128,725
425	Gasoline		2,245	3,582	2,318	3,582
434	EMC Natural Gas - Employee Medical Clinic		2,901	3,162	541	550
434	Natural Gas		4,170	4,545	4,503	6,948
434	101 Natural Gas - R. C. Office Building		3,189	10,476	3,298	10,595
451	Uniforms & Safety Gear		5,401	8,500	7,680	8,500
454	EMC Water & Sewer - Employee Medical Clinic		3,801	4,143	3,640	4,000
454	Water & Sewer		3,033	3,305	3,758	6,564
454	101 Water & Sewer - R. C. Office Building		18,686	20,368	23,021	25,093
513	Worker's Compensation Insurance		18,991	18,460	18,460	19,458
599	Other Charges		9,440	13,160	12,243	14,000
718	Licensed Vehicle Capital Outlay		0	38,000	31,835	0
799	Various Capital Outlay - Roof Replacement RobCo Off Bldg		0	650,000	662,097	0
799	Various Capital Outlay		35,333	71,000	45,763	75,000
	TOTAL COUNTY BUILDINGS	13	1,076,365	1,918,930	1,846,073	1,350,917

ROBERTSON COUNTY, TENNESSEE  
STATEMENT OF ESTIMATED EXPENSES  
BUDGET FOR THE YEAR ENDING JUNE 30, 2024

ACCT. #	GENERAL FUND #101 DESCRIPTION	F. T. EMP.	ACTUAL FY 21-22	BUDGET FY 22-23	ACTUAL FY 22-23	BUDGET FY 23-24
<b>51910</b>	<b>ARCHIVES</b>					
162	Clerical Personnel	3	106,471	112,592	106,993	118,214
169	Part-Time Personnel		11,845	17,489	14,361	18,360
201	Social Security Tax		6,751	8,065	7,060	8,468
204	State Retirement		5,326	7,431	7,195	8,062
205	Employee Insurance		0	0	0	0
212	Medicare Tax		1,579	1,886	1,651	1,980
336	Maintenance - Equipment / Computer / Radio		0	300	0	300
348	Postal Charges		0	200	0	200
350	Internet Connectivity		2,262	2,346	2,242	2,345
351 201	Rent - Copying Machine		504	554	609	936
399 451	Other Contracted Services - Microfilming		8,000	15,275	15,275	8,000
513	Worker's Compensation Insurance		261	246	246	259
599	Other Charges		7,772	8,000	6,314	8,000
799 Assor	Various Capital Outlay - Perm Map File Cabinet - Assessor		34,686	0	(8,064)	0
799 P&Z	Various Capital Outlay - Perm Map File Cabinet - P & Z		4,661	0	0	0
799 Elect	Various Capital Outlay - Perm Election Cards File		0	61,126	61,125	0
799	Various Capital Outlay		50,438	0	0	0
	TOTAL ARCHIVES	3	240,556	235,510	215,007	175,124

ROBERTSON COUNTY, TENNESSEE  
 STATEMENT OF ESTIMATED EXPENSES  
 BUDGET FOR THE YEAR ENDING JUNE 30, 2024

ACCT. #	GENERAL FUND #101 DESCRIPTION	F. T. EMP.	ACTUAL FY 21-22	BUDGET FY 22-23	ACTUAL FY 22-23	BUDGET FY 23-24
<b>52100</b>	<b>FINANCE DEPARTMENT</b>					
101	Administrative Officer	1	100,191	105,203	105,203	110,468
162	Clerical Personnel	7	411,132	436,900	431,776	457,052
187	Overtime Pay		0	1,517	0	1,591
201	Social Security Tax		29,365	34,117	31,037	35,285
204	State Retirement		25,598	35,774	34,502	38,813
205	Employee Insurance		0	0	0	0
212	Medicare Tax		6,868	7,980	7,259	8,252
317	Computer Software Maint. & Programming		22,113	23,625	23,625	24,759
320	Dues & Memberships		0	627	0	627
332	Legal Notices, Recording & Court Costs		930	2,000	945	3,000
336	Maintenance - Equipment / Computer / Radio		900	1,614	1,185	2,000
348	Postal Charges		9,000	9,000	9,000	9,000
349	Printing & Forms		5,522	5,900	3,623	6,600
351	201 Rent - Copying Machine		1,224	1,367	1,479	1,560
351	301 Rent - Postage Meter		1,310	1,639	1,310	1,639
435	Office Supplies		6,870	7,994	7,606	8,800
435	Office Supplies - COVID		0	0	0	0
508	Surety Bonds		0	0	0	0
513	Worker's Compensation Insurance		1,086	1,028	1,028	1,077
524	Training & Related Travel		0	1,387	0	1,387
799	Various Capital Outlay		1,216	6,660	8,512	0
	TOTAL FINANCE DEPARTMENT	8	623,325	684,332	668,090	711,910

ROBERTSON COUNTY, TENNESSEE  
STATEMENT OF ESTIMATED EXPENSES  
BUDGET FOR THE YEAR ENDING JUNE 30, 2024

ACCT. #	GENERAL FUND #101 DESCRIPTION	F. T. EMP.	ACTUAL FY 21-22	BUDGET FY 22-23	ACTUAL FY 22-23	BUDGET FY 23-24
<b>52300</b>	<b>PROPERTY ASSESSOR'S OFFICE</b>					
101	Administrative Officer	1	96,233	101,049	101,049	106,100
162	Clerical Personnel	7	277,724	293,531	282,709	308,186
191	Board Member Fees		420	4,000	420	4,000
201	Social Security Tax		21,853	24,712	22,817	25,934
204	State Retirement		18,313	26,042	25,172	28,254
205	Employee Insurance		0	0	0	0
212	Medicare Tax		5,110	5,779	5,336	6,065
309	401 Contract With State - Property Tax Assessments		16,932	17,000	17,245	17,600
317	Computer Software Maint. & Programming		3,030	3,000	3,333	3,500
320	Dues & Memberships		1,800	1,825	1,800	1,825
332	Legal Notices, Recording & Court Costs		168	200	205	200
336	Maintenance - Equipment / Computer / Radio		0	300	0	300
338	Maintenance - Licensed Vehicles		1,105	3,000	94	3,000
348	Postal Charges		5,431	25,000	22,443	25,000
349	Printing & Forms		0	2,428	343	2,428
351	201 Rent - Copying Machine		2,586	2,845	2,691	2,960
351	301 Rent - Postage Meter		621	822	621	822
399	Other Contracted Services		37,630	35,000	34,218	45,000
425	Gasoline		1,893	3,177	1,722	3,276
435	Office Supplies		5,394	4,500	1,960	4,500
508	Surety Bonds		0	0	0	0
513	Worker's Compensation Insurance		7,527	7,117	7,117	7,469
524	Training & Related Travel		0	1,600	85	1,600
799	Various Capital Outlay		1,589	0	0	0
	TOTAL PROPERTY ASSESSOR'S OFFICE	8	505,359	562,927	531,380	598,019

ROBERTSON COUNTY, TENNESSEE  
STATEMENT OF ESTIMATED EXPENSES  
BUDGET FOR THE YEAR ENDING JUNE 30, 2024

ACCT. #	GENERAL FUND #101 DESCRIPTION	F. T. EMP.	ACTUAL FY 21-22	BUDGET FY 22-23	ACTUAL FY 22-23	BUDGET FY 23-24
<b>52400</b>	<b>COUNTY TRUSTEE'S OFFICE</b>					
101	Administrative Officer	1	96,233	101,049	101,049	106,100
162	Clerical Personnel	3	135,042	142,829	138,270	149,970
169	Part-Time Personnel - Clerical		0	0	0	0
187	Overtime Pay		1,476	2,000	1,531	4,000
201	Social Security Tax		13,670	15,244	14,013	16,124
204	State Retirement		11,670	16,228	15,836	17,737
205	Employee Insurance		0	0	0	0
212	Medicare Tax		3,197	3,565	3,277	3,771
309	401 Contract With State - Property Tax Assessments		9,394	9,500	9,594	10,000
312	Contract With Private Agencies - Property Tax Bills		6,064	8,000	6,572	12,100
317	Computer Software Maint. & Programming		7,371	7,875	7,875	8,253
320	Dues & Memberships		906	973	973	1,223
336	Maintenance - Equipment / Computer / Radio		413	1,000	495	1,000
348	Postal Charges		11,999	12,500	12,486	19,900
349	Printing & Forms		1,184	1,000	1,190	1,750
351	201 Rent - Copying Machine		240	264	366	744
351	301 Rent - Postage Meter		1,364	1,364	1,364	1,964
435	Office Supplies		2,588	3,500	3,522	5,000
508	Surety Bonds		4,338	5,692	5,691	5,692
513	Worker's Compensation Insurance		493	465	465	492
524	Training & Related Travel		551	1,400	1,543	2,000
799	Various Capital Outlay		0	0	3,853	0
799	Lgdag Various Capital Outlay / Governor Direct Appr Grant Funds		0	0	0	0
	<b>TOTAL COUNTY TRUSTEE'S OFFICE</b>	<b>4</b>	<b>308,193</b>	<b>334,448</b>	<b>329,965</b>	<b>367,820</b>

ROBERTSON COUNTY, TENNESSEE  
 STATEMENT OF ESTIMATED EXPENSES  
 BUDGET FOR THE YEAR ENDING JUNE 30, 2024

ACCT. #	GENERAL FUND #101 DESCRIPTION	F. T. EMP.	ACTUAL FY 21-22	BUDGET FY 22-23	ACTUAL FY 22-23	BUDGET FY 23-24
<b>52500</b>	<b>COUNTY CLERK'S OFFICE</b>					
101	Administrative Officer	1	96,233	101,049	101,049	106,100
162	Clerical Personnel	11	431,937	458,080	453,518	505,980
169	Part-Time Personnel - Clerical		0	0	0	0
201	Social Security Tax		30,913	34,666	32,581	37,949
204	State Retirement		26,444	36,903	36,410	41,744
205	Employee Insurance		0	0	0	0
212	Medicare Tax		7,230	8,107	7,620	8,875
317	Computer Software Maint. & Programming		25,170	29,000	28,658	31,419
320	Dues & Memberships		906	973	973	1,024
332	Legal Notices, Recording & Court Costs		94	700	105	700
336	Maintenance - Equipment / Computer / Radio		528	935	239	935
348	Postal Charges		17,739	20,000	10,310	30,000
348 Plate	Postal Charges - Mailing License Plates		40,000	40,000	40,000	0
349	Printing & Forms		2,940	4,100	1,557	4,100
351 201	Rent - Copying Machine		696	766	999	1,908
351 301	Rent - Postage Meter		621	822	621	822
435	Office Supplies		5,449	9,000	4,986	9,000
508	Surety Bonds		0	0	0	0
513	Worker's Compensation Insurance		1,120	1,058	1,058	1,159
524	Training & Related Travel		1,958	1,724	999	1,724
599 301	Other Charges - Data Processing		3,500	9,000	5,223	9,000
599	Other Charges - COVID		0	0	0	0
599 Paper	Other Charges - Paper - State Requirement		3,223	9,000	3,777	9,000
799	Various Capital Outlay		0	0	0	0
799 Lgdag	Various Capital Outlay / Governor Direct Appr Grant Funds		0	0	0	0
	<b>TOTAL COUNTY CLERK'S OFFICE</b>	<b>12</b>	<b>696,701</b>	<b>765,883</b>	<b>730,683</b>	<b>801,439</b>

ROBERTSON COUNTY, TENNESSEE  
STATEMENT OF ESTIMATED EXPENSES  
BUDGET FOR THE YEAR ENDING JUNE 30, 2024

ACCT. #	GENERAL FUND #101 DESCRIPTION	F. T. EMP.	ACTUAL FY 21-22	BUDGET FY 22-23	ACTUAL FY 22-23	BUDGET FY 23-24
<b>53100</b>	<b><u>CIRCUIT COURT CLERK'S OFFICE</u></b>					
101	Administrative Officer	1	96,233	101,049	101,049	106,100
162	Clerical Personnel	17	655,776	740,523	712,290	778,001
169	Part-Time Personnel - Clerical		0	23,078	0	24,228
187	Overtime Pay		1,058	3,000	1,150	3,000
201	Social Security Tax		43,612	53,794	47,080	56,502
204	State Retirement		37,696	55,742	52,222	60,500
205	Employee Insurance		0	0	0	0
212	Medicare Tax		10,200	12,580	11,010	13,214
317	Computer Software Maint. & Programming		31,766	33,938	32,034	44,475
320	Dues & Memberships		966	966	1,033	966
332	Legal Notices, Recording & Court Costs		520	650	614	650
336	Maintenance - Equipment / Computer / Radio		4,520	2,000	559	2,000
348	Postal Charges		7,273	18,000	14,000	18,000
349	Printing & Forms		2,940	6,000	5,230	6,000
351 201	Rent - Copying Machine		3,960	4,424	4,398	5,196
351 301	Rent - Postage Meter		2,675	3,706	2,675	4,306
399 401	Other Contracted Services - Jury & Witness Fees		9,998	26,500	13,968	26,500
435	Office Supplies		9,505	8,000	12,149	13,000
435 JUDGE	Office Supplies - For Circuit Judges - 19th Judicial District		859	1,200	390	1,200
437	Periodicals		514	410	852	410
508	Surety Bonds		0	0	0	0
513	Worker's Compensation Insurance		1,660	1,568	1,568	1,725
524	Training & Related Travel		820	1,000	31	1,000
799	Various Capital Outlay		4,760	18,185	20,343	6,685
	<b>TOTAL CIRCUIT COURT CLERK'S OFFICE</b>	<b>18</b>	<b>927,311</b>	<b>1,116,313</b>	<b>1,034,645</b>	<b>1,173,658</b>

ROBERTSON COUNTY, TENNESSEE  
STATEMENT OF ESTIMATED EXPENSES  
BUDGET FOR THE YEAR ENDING JUNE 30, 2024

ACCT. #	GENERAL FUND #101 DESCRIPTION	F. T. EMP.	ACTUAL FY 21-22	BUDGET FY 22-23	ACTUAL FY 22-23	BUDGET FY 23-24
<b>53300</b>	<b>GENERAL SESSIONS COURT</b>					
102	General Sessions Court Judge	1	178,913	187,317	187,317	194,805
162	Clerical Personnel	3	136,358	145,138	136,498	152,397
187	Overtime Pay		2,805	2,500	1,809	2,500
197	Judicial Commissioners Fees		92,447	106,078	101,175	128,640
201	Social Security Tax		22,583	27,344	23,466	29,657
204	State Retirement		15,800	22,107	21,425	23,850
205	Employee Insurance		0	0	0	0
212	Medicare Tax		5,740	6,395	5,968	6,936
307	Communication - Computer / Radio / Phone		3,461	3,737	3,442	4,148
317	Computer Software Maint. & Programming		2,607	4,500	2,607	4,500
320	Dues & Memberships		850	1,620	1,250	1,620
336	Maintenance - Equipment / Computer / Radio		0	1,500	0	1,500
348	Postal Charges		174	250	0	250
349	Printing & Forms		978	6,000	2,311	6,000
351	201 Rent - Copying Machine		1,596	1,756	1,801	1,981
399	351 Other Contracted Services - Interpreters		0	1,000	0	1,000
399	801 Other Contracted Services - Special Judge		0	7,000	1,215	7,000
435	Office Supplies		1,491	4,000	2,000	4,000
437	Periodicals		4,803	5,000	5,365	5,600
506	Liability Insurance - Regular & Special Judges		2,013	2,295	2,016	2,295
513	Worker's Compensation Insurance		884	835	835	908
524	Training & Related Travel		100	4,000	1,197	4,000
599	Other Charges		0	2,280	0	2,280
799	Various Capital Outlay		0	0	0	0
	TOTAL GENERAL SESSIONS COURT	4	473,603	542,652	501,697	585,865
<b>53330</b>	<b>DRUG RECOVER COURT-MENTL HEALTH CRT &amp; OAC</b>					
162	Clerical Personnel	3	41,417	46,874	44,509	171,037
187	Overtime Pay		0	0	0	0
201	Social Security Tax		2,307	2,906	2,484	10,604
204	State Retirement		2,072	3,093	2,908	11,665
212	Medicare Tax		540	679	581	2,480
308	RC Consultants - Drug Recovery Court (RC)		55,305	55,660	77,769	6,159
308	MHC Consultants - Mental Health Court (MHC)		0	0	0	38,809
308	OAC Consultants - State Opioid Abatement Council (OAC)		0	0	0	167,040
322	RC Evaluation and Testing - (RC)		43,310	23,640	34,308	29,000
322	MHC Evaluation and Testing - (MHC)		0	0	0	20,000
351	OAC Rentals - Building/Land - Recovery House Rental - (OAC)		0	9,600	0	31,200
351	RC Rent - Copying Machine - Recovery Court (RC)		1,008	1,008	854	378
351	MHC Rent - Copying Machine -Mental Health Court (MHC)		0	0	0	378
435	RC Office Supplies - Recovery Court (RC)		10,562	9,843	7,530	3,985
435	MHC Office Supplies - Mental Health Court (MHC)		0	0	0	5,535
435	OAC Office Supplies - State Opioid Abatement Council (OAC)		0	0	0	13,000
524	RC Training & Related Travel - (RC)		3,282	13,121	2,454	7,200
524	MHC Training & Related Travel - (MHC)		0	0	0	1,000
599	RC Other Charges - Recovery Court (RC)		2,931	15,000	3,803	4,600
599	MHC Other Charges - Mental Health Court (MHC)		0	75,000	0	100
599	DCRev Other Charges - DCREV charges from County Reserves		0	0	0	26,736
	TOTAL DRUG RECOVER-MENTL HEALTH CRT & OAC	3	162,734	256,424	177,200	550,906

ROBERTSON COUNTY, TENNESSEE  
 STATEMENT OF ESTIMATED EXPENSES  
 BUDGET FOR THE YEAR ENDING JUNE 30, 2024

ACCT. #	GENERAL FUND #101 DESCRIPTION	F. T. EMP.	ACTUAL FY 21-22	BUDGET FY 22-23	ACTUAL FY 22-23	BUDGET FY 23-24
<b>53400</b>	<b>CHANCERY COURT</b>					
101	Administrative Officer	1	96,233	101,049	101,049	106,100
162	Clerical Personnel	4	169,479	183,168	154,333	182,418
169	Part-Time Personnel - Clerical		0	0	0	0
201	Social Security Tax		15,800	17,621	14,956	17,888
204	State Retirement		13,098	18,758	16,118	19,677
205	Employee Insurance		0	0	0	0
212	Medicare Tax		3,695	4,121	3,498	4,184
317	Computer Software Maint. & Programming		16,535	17,000	17,628	20,720
320	Dues & Memberships		966	1,023	1,822	2,243
332	Legal Notices, Recording & Court Costs		632	1,000	0	1,000
336	Maintenance - Equipment / Computer / Radio		2,880	1,200	1,450	1,450
348	Postal Charges		5,000	14,225	2,967	14,225
349	Printing & Forms		0	3,000	1,006	3,000
351	201 Rent - Copying Machine		948	1,043	1,231	1,512
351	301 Rent - Postage Meter		606	609	455	1,055
399	401 Other Contracted Services - Jury & Witness Fees		0	1,000	0	1,000
435	Office Supplies		4,414	4,900	5,207	5,600
437	Periodicals		447	700	668	700
508	Surety Bonds		0	0	0	0
513	Worker's Compensation Insurance		569	538	538	546
524	Training & Related Travel		0	250	0	500
799	Various Capital Outlay		0	0	1,325	0
	<b>TOTAL CHANCERY COURT</b>	<b>5</b>	<b>331,302</b>	<b>371,205</b>	<b>324,251</b>	<b>383,818</b>

ROBERTSON COUNTY, TENNESSEE  
STATEMENT OF ESTIMATED EXPENSES  
BUDGET FOR THE YEAR ENDING JUNE 30, 2024

ACCT. #	GENERAL FUND #101 DESCRIPTION	F. T. EMP.	ACTUAL FY 21-22	BUDGET FY 22-23	ACTUAL FY 22-23	BUDGET FY 23-24
<b>53500</b>	<b>JUVENILE COURT</b>					
101	Juvenile Court Magistrate	1	92,469	97,091	97,091	101,946
112	Youth Service Officers	3	158,109	166,854	165,706	175,218
162	Clerical Personnel	3	116,086	126,735	123,845	131,429
169	Part-Time Personnel - Clerical		0	0	0	0
187	Overtime Pay		7,800	7,800	7,800	13,000
201	Social Security Tax		21,558	24,706	22,690	26,139
204	State Retirement		18,742	26,300	25,731	28,753
205	Employee Insurance		0	0	0	0
212	Medicare Tax		5,042	5,778	5,306	6,113
307	Communication - Computer / Radio / Phone		1,645	1,645	1,778	2,400
317	Computer Software Maint. & Programming		13,223	8,500	9,487	18,500
320	Dues & Memberships		620	1,915	925	1,915
322	Evaluation & Testing		693	4,000	119	4,000
336	Maintenance - Equipment / Computer / Radio		1,279	4,000	4,027	4,000
348	Postal Charges		0	1,000	0	1,000
349	Printing & Forms		79	2,000	653	2,000
351	201 Rent - Copying Machine		983	1,093	1,161	1,704
355	Travel Conducting Business		0	600	0	600
435	Office Supplies		3,943	2,659	2,973	4,000
437	Periodicals		1,160	1,000	568	1,000
506	Liability Insurance - Regular & Special Judges		2,013	2,295	2,016	2,295
513	Worker's Compensation Insurance		795	754	754	798
524	Training & Related Travel		765	6,000	741	6,000
599	202 Other Charges - Juvenile Programs		1,125	20,000	7,688	20,000
599	203 Other Charges - Juvenile Referees		215	4,000	0	4,000
799	Various Capital Outlay		569	5,990	3,155	0
	<b>TOTAL JUVENILE COURT</b>	<b>7</b>	<b>448,913</b>	<b>522,715</b>	<b>484,214</b>	<b>556,810</b>

ROBERTSON COUNTY, TENNESSEE  
 STATEMENT OF ESTIMATED EXPENSES  
 BUDGET FOR THE YEAR ENDING JUNE 30, 2024

ACCT. #	GENERAL FUND #101 DESCRIPTION	F. T. EMP.	ACTUAL FY 21-22	BUDGET FY 22-23	ACTUAL FY 22-23	BUDGET FY 23-24
<b>54110</b>	<b><u>SHERIFF'S DEPARTMENT</u></b>					
101	Administrative Officer	1	105,846	111,150	111,150	116,708
106	Deputies	95	4,366,940	4,887,701	4,680,340	6,296,580
140	Salary Supplements From State		57,600	68,000	106,400	108,800
148	NCIC, Dispatchers	7	265,343	295,973	292,895	408,621
160	Guards	86	3,716,629	4,244,320	3,463,775	5,184,995
162	Clerical Personnel	4	222,148	263,255	251,654	291,491
169	Part-Time Personnel		37,279	41,827	37,766	52,284
187	Overtime Pay / Holiday Pay		558,697	516,356	727,782	502,402
201	Social Security Tax		539,898	646,572	560,357	803,637
204	State Retirement		453,779	685,526	610,205	880,435
205	Employee Insurance		0	0	0	0
212	Medicare Tax		126,764	151,215	131,594	187,947
307	Communication - Computer / Radio / Phone		75,944	80,000	78,165	88,500
317	Computer Software Maint. & Programming		53,637	60,460	61,941	65,000
320	Dues & Memberships		6,613	6,000	4,217	6,600
333	Licenses		478	720	428	720
335	Maintenance - Building / Land		58,393	60,627	79,940	60,000
335	Maintenance - Building / Land - Plumbing Issues Repair		0	0	0	0
335	Maintenance - Building / Land - TRANE		0	0	0	0
336	Maintenance - Equipment / Computer / Radio		75,898	110,000	188,323	110,000
338	Maintenance - Licensed Vehicles		122,289	150,000	134,839	150,000
340	Medical Services - Inmates		1,578,953	1,720,178	1,741,471	1,780,384
347	Pest Control		1,017	4,000	1,560	4,000
348	Postal Charges		3,673	4,000	4,010	4,000
349	Printing & Forms		6,059	6,000	2,115	6,000
350	Internet Connectivity		10,383	0	11,413	12,500
351	201 Rent - Copying Machine		11,808	15,701	11,453	15,701
351	301 Rent - Postage Meter		1,364	1,364	1,364	1,964
354	Transportation - Prisoners		13,298	20,000	15,812	20,000
359	Waste Disposal		7,402	8,000	7,869	8,000
399	171 Other Contracted Services - Drug Education		58,022	145,000	30,171	30,000
399	201 Other Contracted Services - Jail Food Service		473,391	636,692	610,825	720,000
399	524 Confidential Informant Payments		2,000	2,000	0	2,000
399	751 Other Contracted Services - Sex Offender Register		5,109	8,000	6,291	9,000
410	Custodial Supplies		38,717	50,000	44,377	50,000
413	Drugs & Medical Supplies		7,837	15,000	25,997	15,000
415	Electricity		154,377	168,271	167,890	183,000
425	Gasoline		197,514	227,141	194,336	243,435
431	Law Enforcement Supplies		81,983	55,500	132,428	55,500
432	Library Books		0	300	0	300
434	Natural Gas		43,890	47,840	53,195	57,983
435	Office Supplies		23,388	26,250	18,018	26,250
437	Periodicals		0	500	0	500

ROBERTSON COUNTY, TENNESSEE  
STATEMENT OF ESTIMATED EXPENSES  
BUDGET FOR THE YEAR ENDING JUNE 30, 2024

ACCT. #	GENERAL FUND #101 DESCRIPTION	F. T. EMP.	ACTUAL FY 21-22	BUDGET FY 22-23	ACTUAL FY 22-23	BUDGET FY 23-24
<b>54110</b>	<b><u>SHERIFF'S DEPARTMENT - CONTINUED</u></b>					
441	Prisoners Clothing		19,354	45,000	30,506	45,000
450	Tires & Tubes		26,549	27,500	44,166	40,000
451	Uniforms & Safety Gear		72,473	79,500	69,756	83,475
454	Water & Sewer		115,377	125,761	146,833	160,048
508	Surety Bonds		0	0	0	0
513	Worker's Compensation Insurance		307,440	285,695	285,695	356,186
524	Training & Related Travel		44,541	74,200	45,277	74,200
599	Other Charges		146,364	133,250	143,352	145,000
718	Licensed Vehicle Capital Outlay		0	498,033	518,762	426,751
718	Lgdag. Licensed Vehicle - Governor Direct Appr Grant Funds		374,493	0	0	0
799	Various Capital Outlay		336,738	354,600	356,059	107,970
799	Various Capital Outlay - IT for Security Sys in Jail		0	0	0	0
799	Various Capital Outlay - RIDGETOP Funds to SD		0	0	0	0
	TOTAL SHERIFF'S DEPARTMENT	193	15,007,689	17,164,978	16,242,772	19,998,867
<b>54310</b>	<b><u>FIRE PROTECTION SERVICES</u></b>					
310	101 Adams Fire Department		82,400	82,400	82,400	82,400
310	201 Cross Plains Fire Department		116,350	116,350	116,350	116,350
310	301 Greenbrier Fire Department		75,725	75,725	75,725	75,725
310	350 North Robertson Fire Department		129,125	129,125	129,125	129,125
310	401 Orlinda Fire Department		99,250	99,250	99,250	99,250
310	501 Pleasant View Fire Department		97,350	97,350	97,350	97,350
310	601 Ridgetop Fire Department		59,125	59,125	59,125	59,125
310	901 White House Fire Department		114,500	114,500	114,500	114,500
	TOTAL FIRE PREVENTION	0	773,825	773,825	773,825	773,825
<b>54410</b>	<b><u>EMERGENCY MANAGEMENT / SAFETY</u></b>					
105	Supervisor	1	62,117	65,877	65,130	69,180
105	Assistant Supervisor	1	54,000	64,701	59,136	59,775
169	Part-Time Personnel		0	0	0	17,523
187	Overtime Pay		3,879	0	0	0
201	Social Security Tax		6,882	8,096	7,030	9,082
204	State Retirement		6,004	8,106	7,641	8,795
205	Employee Insurance		0	0	0	0
212	Medicare Tax		1,609	1,894	1,644	2,124
307	Communication - Computer / Radio / Phone		1,960	3,358	3,268	3,431
336	Maintenance - Equipment / Computer / Radio		2,304	2,000	2,592	2,000
338	Maintenance - Licensed Vehicles		12,997	10,000	10,614	10,000
425	Gasoline		16,041	18,447	14,527	18,447
435	Office Supplies		38	800	79	800
513	Worker's Compensation Insurance		13,128	14,450	14,450	17,160
524	Training & Related Travel		1,926	7,250	2,734	7,250
599	Other Charges		14,813	20,000	5,046	20,000
718	Licensed Vehicle Capital Outlay		(4,648)	0	4,060	0
799	Various Capital Outlay - Homeland Security Grant		0	8,897	7,988	0
799	Various Capital Outlay - FEMA		5,304	0	0	0
	TOTAL EMERGENCY MANAGEMENT / SAFETY	2	198,354	233,876	205,939	245,567

ROBERTSON COUNTY, TENNESSEE  
STATEMENT OF ESTIMATED EXPENSES  
BUDGET FOR THE YEAR ENDING JUNE 30, 2024

ACCT. #	GENERAL FUND #101 DESCRIPTION	F. T. EMP.	ACTUAL FY 21-22	BUDGET FY 22-23	ACTUAL FY 22-23	BUDGET FY 23-24
<b>55110</b>	<b>HEALTH DEPARTMENT</b>					
- 131	Medical Personnel - Reimbursed By State	N/A	349,883	644,800	502,944	644,800
131	Medical Personnel - Not Reimb By State - NOT STATE	0	0	0	0	0
187	Overtime Pay		436	0	27	0
201	Social Security - Reimbursed By State		20,018	39,978	27,792	39,978
201	Social Security - NOT STATE - County Employee		0	0	0	0
204	State Retirement - Reimbursed By State		17,146	42,557	30,773	43,975
204	State Retirement - NOT STATE - County Employee		0	0	0	0
205	Employee Insurance		0	0	0	0
212	Medicare Tax - Reimbursed By State		4,682	9,350	6,500	9,350
212	Medicare Tax - NOT STATE - County Employee		0	0	0	0
307	Communication - Computer / Radio / Phone		23,582	25,728	23,134	25,728
320	Dues & Memberships		395	400	550	400
335	Maintenance - Building / Land		19,143	29,522	8,525	29,522
336	Maintenance - Equipment / Computer / Radio		1,898	2,835	535	2,835
347	Pest Control		1,830	2,000	1,260	2,000
350	Internet Connectivity		4,904	0	3,457	3,500
351	201 Rent - Copying Machine		1,872	2,129	1,948	2,500
355	Travel Conducting Business - Reimbursed By State		738	30,800	666	30,800
359	Waste Disposal		1,622	3,000	1,322	3,000
399	Contracted Services - Janitor Services - Reim. By State		36,918	35,886	36,918	35,886
399	601 Other Contracted Services - Physicians		0	11,000	0	11,000
410	Custodial Supplies		215	1,200	771	1,200
413	101 Drugs & Medical Supplies - Regular Patients		180	900	224	900
413	201 Drugs & Medical Supplies - Indigent Patients		25	1,100	115	1,100
415	Electricity		22,254	24,257	23,089	25,167
434	Natural Gas		2,131	2,323	2,021	2,203
435	Office Supplies		1,344	2,000	3,291	3,000
454	Water & Sewer		7,712	8,406	7,223	7,873
506	Liability Insurance - Malpractice Insurance - Reim. By State		333	1,214	232	1,214
513	Worker's Compensation Insurance - Reim. By State		7,702	7,008	7,008	7,008
524	Training - Health Educators		0	1,425	532	1,425
599	Other Charges		3,808	3,300	1,014	3,300
599	101 Other Charges - Aids Program - Reim. By State		264	0	494	0
599	102 Other Charges - Dental Treatment - Reim. By State		0	0	0	0
599	106 Other Charges - Supplies - Reim. By State		340	2,500	340	2,500
599	109 Other Charges - Interpreter for Patients		0	28,491	1,420	0
599	112 Other Charges - Tobacco Grant		0	0	0	0
599	113 Other Charges - Dental Clinic Donations		0	0	0	0
599	114 Other Charges - Built Environment Grant		0	0	0	0
599	INSUL Other Charges - Administer Insulin for Indigent Patients		0	210,000	0	0
799	Various Capital Outlay - Perm Awning State Grant		1,073	135,000	11,795	0
	TOTAL HEALTH DEPARTMENT	0	532,448	1,309,109	705,920	942,164

ROBERTSON COUNTY, TENNESSEE  
STATEMENT OF ESTIMATED EXPENSES  
BUDGET FOR THE YEAR ENDING JUNE 30, 2024

ACCT. #	GENERAL FUND #101 DESCRIPTION	F. T. EMP.	ACTUAL FY 21-22	BUDGET FY 22-23	ACTUAL FY 22-23	BUDGET FY 23-24
<b>55120</b>	<b>ANIMAL CONTROL</b>					
149	Animal Control Officers	5	189,911	218,559	197,984	213,412
169	Part-Time Personnel		0	0	0	0
187	Overtime Pay		4,577	5,000	5,605	5,000
201	Social Security Tax		10,962	13,861	11,612	13,542
204	State Retirement		9,471	14,119	12,617	14,896
205	Employee Insurance		0	0	0	0
212	Medicare Tax		2,564	3,242	2,716	3,167
307	Communication - Computer / Radio / Phone		3,319	3,638	3,558	3,638
335	Maintenance - Building / Land		1,453	2,000	4,041	4,000
336	Maintenance - Equipment / Computer / Radio		0	1,500	387	1,500
338	Maintenance - Licensed Vehicles		6,149	9,000	7,356	9,000
350	Internet Connectivity		0	0	290	1,320
351	201 Rent - Copying Machine		192	211	252	444
401	Animal Food & Supplies		9,827	10,000	15,188	20,000
401	ANIML Animal Food & Supplies - Added from Donations		1,855	0	0	0
415	Electricity		6,124	14,675	6,721	16,326
425	Gasoline		9,043	11,500	8,387	11,500
434	Natural Gas		894	1,974	646	1,704
435	Office Supplies		1,340	1,700	1,517	1,700
454	Water & Sewer		3,952	9,308	4,221	11,601
513	Worker's Compensation Insurance		10,324	5,663	5,663	5,781
524	Training & Related Travel		940	3,000	1,495	3,000
599	Other Charges		6,783	8,500	8,100	8,500
599	ANIML Other Charges - Added for Donations		0	1,510	0	1,510
799	Various Capital Outlay - Donations Equip New Facility		26,247	50,671	0	100,000
	<b>TOTAL ANIMAL CONTROL</b>	<b>5</b>	<b>305,927</b>	<b>389,631</b>	<b>298,356</b>	<b>451,541</b>

ROBERTSON COUNTY, TENNESSEE  
STATEMENT OF ESTIMATED EXPENSES  
BUDGET FOR THE YEAR ENDING JUNE 30, 2024

ACCT. #	GENERAL FUND #101 DESCRIPTION	F. T. EMP.	ACTUAL FY 21-22	BUDGET FY 22-23	ACTUAL FY 22-23	BUDGET FY 23-24
<b>55130</b>	<b>AMBULANCE SERVICE</b>					
101	Administrative Officer	1	41,311	86,756	66,131	97,448
131	Medical Personnel	51	1,763,217	2,066,495	1,845,184	2,403,820
162	Clerical Personnel	4	241,513	257,727	197,850	294,579
169	Part-Time Personnel - Medical		50,170	168,222	75,710	140,000
187	Overtime Pay / Holiday Pay		1,476,410	1,565,543	1,560,912	1,747,722
201	Social Security Tax		212,723	261,314	224,668	287,509
204	State Retirement		172,733	267,070	239,292	309,871
205	Employee Insurance		0	0	0	0
212	Medicare Tax		49,750	61,114	52,543	67,912
307	Communication - Computer / Radio / Phone		26,850	28,193	34,928	35,000
317	Computer Software Maint. & Programming		27,387	10,000	10,963	12,000
318	Debt Collection Costs		3,382	5,000	7,165	7,200
320	Dues & Memberships		495	500	495	500
333	Licenses		3,500	3,500	4,119	4,250
335	Maintenance - Building / Land		43,058	43,000	41,855	43,000
336	Maintenance - Equipment / Computer / Radio		37,870	42,627	31,703	50,000
338	Maintenance - Licensed Vehicles		101,741	130,000	162,939	150,000
347	Pest Control		820	600	837	1,000
348	Postal Charges		1,312	2,000	480	2,000
349	Printing & Forms		278	1,500	1,342	1,500
350	Internet Connectivity		8,142	8,549	8,925	9,000
351	101 Rent - Building / Land		3,600	3,600	3,600	3,600
351	201 Rent - Copying Machine		1,104	1,214	1,223	1,645
359	Waste Disposal		6,535	7,000	6,318	7,000
399	Other Contracted Services - Auto Veh Locator		4,950	6,000	4,500	17,250
399	501 Other Contracted Services - 3rd Party Billing Co % of Rev		32,546	35,000	18,167	45,000
399	601 Other Contracted Services - Physicians		8,520	9,000	8,520	9,000
410	Custodial Supplies		8,174	11,000	9,135	11,000
413	Drugs & Medical Supplies		232,104	325,593	342,704	290,000
415	Electricity		19,731	21,507	20,922	22,805
425	Gasoline		115,549	138,000	105,575	138,000
434	Natural Gas		3,336	3,636	3,356	3,658
435	Office Supplies		5,282	13,000	10,013	13,000
450	Tires & Tubes		11,733	18,000	16,935	18,000
451	Uniforms & Safety Gear		25,401	43,000	49,824	96,535
454	Water & Sewer		9,103	9,922	9,544	10,403
513	Worker's Compensation Insurance		331,885	344,290	344,290	382,304
524	Training & Related Travel		32,521	48,000	41,967	48,000
599	Other Charges		12,594	15,000	10,790	15,000
599	Other Charges - COVID		0	0	0	0
599	TNCar Other Charges - Tenn Care Special Billing		15,607	75,000	185,724	99,808
718	Licensed Vehicle Capital Outlay		0	800,980	701,315	383,350
718	Lgdag Licensed Vehicle - Governor Direct Appr Grant Funds		196,908	0	0	0
799	Various Capital Outlay		64,164	12,300	180,032	117,600
	<b>TOTAL AMBULANCE SERVICE</b>	<b>56</b>	<b>5,404,009</b>	<b>6,950,752</b>	<b>6,642,495</b>	<b>7,397,269</b>

ROBERTSON COUNTY, TENNESSEE  
 STATEMENT OF ESTIMATED EXPENSES  
 BUDGET FOR THE YEAR ENDING JUNE 30, 2024

ACCT. #	GENERAL FUND #101 DESCRIPTION	F. T. EMP.	ACTUAL FY 21-22	BUDGET FY 22-23	ACTUAL FY 22-23	BUDGET FY 23-24
<b>55710</b>	<b><u>LITTER GRANT PROGRAM</u></b>					
149	Laborers	1	29,903	31,620	27,200	41,601
187	Overtime Pay		2,245	7,500	4,779	7,500
201	Social Security Tax		1,962	2,425	1,817	3,044
204	State Retirement		1,608	2,582	1,941	3,349
212	Medicare Tax		459	567	425	712
338	Maintenance - Licensed Vehicles		0	0	0	0
399	701 Other Contracted Services - Recycling Education		17,648	18,000	15,000	18,000
425	Gasoline		2,141	2,462	1,053	2,462
513	Worker's Compensation Insurance		1,604	2,446	2,446	3,070
599	Other Charges		1,827	5,000	316	5,000
	TOTAL LITTER GRANT PROGRAM	1	59,397	72,602	54,977	84,738
<b>57100</b>	<b><u>AGRICULTURE EXTENSION CENTER</u></b>					
309	101 Contracts With Govt. Agencies - Agriculture Ext. Ctr.		134,805	162,037	122,509	162,220
355	Travel		0	500	500	1,750
336	Maintenance - Equipment / Computer / Radio		668	1,900	642	1,900
350	Internet Connectivity		2,252	2,624	2,283	2,624
359	Waste Disposal		312	400	312	400
415	Electricity		9,306	15,040	10,399	14,776
434	Natural Gas		2,399	2,660	2,244	3,196
435	Office Supplies		3,210	3,373	2,730	3,373
454	Water & Sewer		2,337	2,822	2,353	3,369
	TOTAL AGRICULTURAL EXTENSION SERVICE	0	155,289	191,356	143,972	193,608
<b>58400</b>	<b><u>OTHER CHARGES</u></b>					
205	Employee Insurance		2,869,892	3,187,111	2,894,378	3,569,000
210	Unemployment Compensation		1,114	7,000	4,296	7,000
305	Audit Services		29,849	30,750	30,577	32,000
308	Consultants - Payroll, A.J. Gallagher Consultant FY2022		24,752	49,016	43,687	49,016
322	Evaluation & Testing - Drug Free Workplace		6,220	8,000	7,299	8,000
351	101 Rentals - Building / Land - District Attorney		4,800	4,800	4,800	4,800
358	Motel Tax For Industrial Development Board		979,867	1,430,000	944,066	1,100,000
399	101 Other Contracted Services - Autopsies		137,575	198,112	189,200	245,960
399	102 Other Contracted Services - Medical Examiner		18,000	20,300	20,266	20,300
399	157 Other Cont. Serv. - E-911 Dispatcher Employees		754,455	795,626	795,626	846,021
399	159 Other Contracted Services - TRANE		26,639	29,463	27,439	29,463
506	Liability, Property & Vehicle Insurance		483,686	597,140	582,915	795,196
510	Trustee's Commission		520,976	571,398	532,819	697,678
515	Liability Claims Deductible		47,938	48,000	24,813	48,000
540	Tax Relief Program		0	0	0	139,500
599	Other Charges		17,730	21,238	15,109	15,238
599	107 Other Charges - Mental Health Evaluation - New St. Req.		0	1,000	0	1,000
599	109 Other Charges - Relax & Ride / Citizens to Nashville		15,000	15,000	15,000	15,000
599	404 Other Charges - TN Dept Safe Bldg / EMIF Grant FY20		19,378	25,000	13,756	25,000
599	406 Other Charges - Cremation of Unclaimed Persons		350	2,000	0	2,000
599	407 Other Charges - Wellness Program		0	4,105	3,986	10,000
599	408 Other Charges - THDA Grant		0	0	0	0
599	409 Other Charges - Software Support for ACA - IRS - 1095C		5,856	6,963	5,896	6,963
732	Building Purchase - Bldg Across Street from RobCo Off Bldg		0	0	0	0
799	Various Capital Outlay - GIS - Mapping		51,300	51,300	51,300	51,300
	TOTAL OTHER CHARGES	0	6,015,377	7,103,323	6,207,228	7,718,435

**ROBERTSON COUNTY, TENNESSEE  
STATEMENT OF ESTIMATED EXPENSES  
BUDGET FOR THE YEAR ENDING JUNE 30, 2024**

<b>ACCT. #</b>	<b>GENERAL FUND #101 DESCRIPTION</b>	<b>F. T. EMP.</b>	<b>ACTUAL FY 21-22</b>	<b>BUDGET FY 22-23</b>	<b>ACTUAL FY 22-23</b>	<b>BUDGET FY 23-24</b>
<b>58500</b>	<b>CONTRIBUTIONS TO AGENCIES</b>					
316 100	Adams Senior Citizens' Center		500	500	500	500
316 175	Byrum - Porter Senior Center, Inc.		10,000	10,000	10,000	10,000
316 190	Centerstone, Incorporated		10,000	10,000	10,000	10,000
316 260	Court Appointed Special Advocate		4,000	25,000	25,000	5,000
316 280	Decisions, Choices, and Options (Health & Wellness/Kids)		0	0	0	3,000
316 350	Stokes Brown Public Library		443,940	453,940	453,940	453,940
316 490	Master's Table Soup Kitchen		6,500	6,500	6,500	6,500
316 500	Mid Cumberland Community Action Agency		1,000	1,000	1,000	1,000
316 525	Mid C. H. Res. Agency - Dues		7,291	7,291	7,291	7,291
316 550	Mid C. H. Res. Agency - Homemaker Program		5,000	5,000	5,000	5,000
316 600	Mid C. H. Res. Agency - Meals On Wheels		15,000	15,000	15,000	15,000
316 625	Mid C. H. Res. Agency - Ombudsman Program		1,700	1,700	1,700	1,700
316 650	Mid C. H. Res. Agency - Transportation		5,000	0	0	0
316 675	Mid C. H. Res. Agency - YouthCAN		5,000	0	0	0
316 700	Montgomery/Robertson Community Corrections		22,973	22,973	22,973	22,973
316 725	Robertson County - Springfield Airport		0	0	0	23,275
316 750	Robertson County Fair Board		0	0	0	0
316 810	Robertson County Reads Program		17,250	17,250	17,250	0
316 825	Robertson County Senior Citizens' Center		10,000	10,000	10,000	10,000
316 850	Robertson County Soil Conservation District		0	0	0	54,947
316 875	Robertson County Volunteers		1,000	1,000	1,000	1,000
316 900	Robertson County Historical Society - One-Time FY2022		5,000	0	0	0
316 910	Robertson County Health Council		0	10,000	10,000	0
316 920	Stepping Stones of Robertson County/My Father's House		0	0	0	10,000
316 930	Tennessee Department of Agriculture - Forestry Division		2,000	2,000	2,000	2,000
316 950	Tennessee Department of Health		37,500	37,500	37,500	37,500
316 975	Tennessee Rehabilitation Center		1,800	1,800	1,800	1,800
316 980	H. A. T. S., Incorporated		5,000	5,000	5,000	5,000
316 985	Transit Alliance of Middle Tennessee		1,500	1,500	1,500	1,500
316 995	White House Library-County's Donation-Final Pay FY26		25,000	25,000	25,000	25,000
	<b>TOTAL CONTRIBUTIONS TO AGENCIES</b>	<b>0</b>	<b>643,954</b>	<b>669,954</b>	<b>669,954</b>	<b>713,926</b>
<b>99100</b>	<b>OPERATING TRANSFERS</b>					
590	ADDTL Oper. Trf To Gen Cap Proj Fund - Additional For Cap Proj		0	0	0	0
590	PLUME Oper. Trf To Gen Cap Proj Fund - Sheriff Dept Plumb Proj		75,000	0	0	0
590 601	Oper. Trf To Gen Cap Proj Fund - Solid Waste Safety Proj		0	0	0	0
590 ELECT	Oper. Trf To Gen Cap Proj Fund - Elect Machine Room Proj		0	0	0	0
	<b>TOTAL OPERATING TRANSFERS</b>	<b>0</b>	<b>75,000</b>	<b>0</b>	<b>0</b>	<b>0</b>
	<b>TOTAL EXPENSE FOR GENERAL FUND #101</b>	<b>369</b>	<b>37,019,912</b>	<b>45,195,865</b>	<b>41,552,610</b>	<b>48,469,000</b>

**BLANK PAGE**


**SOLID WASTE/SANITATION FUND BUDGET**

**BLANK PAGE**

ROBERTSON COUNTY, TENNESSEE  
 STATEMENT OF ESTIMATED FUND BALANCE  
 BUDGET FOR THE YEAR ENDING JUNE 30, 2024

SOLID WASTE/SANITATION FUND #116 DESCRIPTION	ACTUAL FY 21-22	BUDGET FY 22-23	ACTUAL FY 22-23	BUDGET FY 23-24
<b>REVENUES</b>				
Local Property Taxes	974,021	970,394	998,189	1,235,982
Other Local Revenues	3,183,696	3,649,606	4,162,809	4,024,018
State Of Tennessee	52,856	40,000	55,693	40,000
Other Sources	0	0	2,752	0
Total Revenues	<u>4,210,573</u>	<u>4,660,000</u>	<u>5,219,443</u>	<u>5,300,000</u>
<b>EXPENSES</b>				
Salaries	530,128	621,554	531,581	649,543
Other Costs	3,140,164	4,153,446	3,821,717	4,924,457
Total Expenses	<u>3,670,292</u>	<u>4,775,000</u>	<u>4,353,298</u>	<u>5,574,000</u>
<b>FUND BALANCE</b>				
Excess Revenues (Expenses)	540,281	(115,000)	866,145	(274,000)
Beginning Total Fund Balance - July 1	1,349,060	1,889,341	1,889,341	2,755,486
Ending Total Fund Balance - June 30	<u>1,889,341</u>	<u>1,774,341</u>	<u>2,755,486</u>	<u>2,481,486</u>
Reserved Fund Balance - June 30	(100,000)	(100,000)	(200,000)	(200,000)
Unreserved Fund Balance - June 30	<u>1,789,341</u>	<u>1,674,341</u>	<u>2,555,486</u>	<u>2,281,486</u>

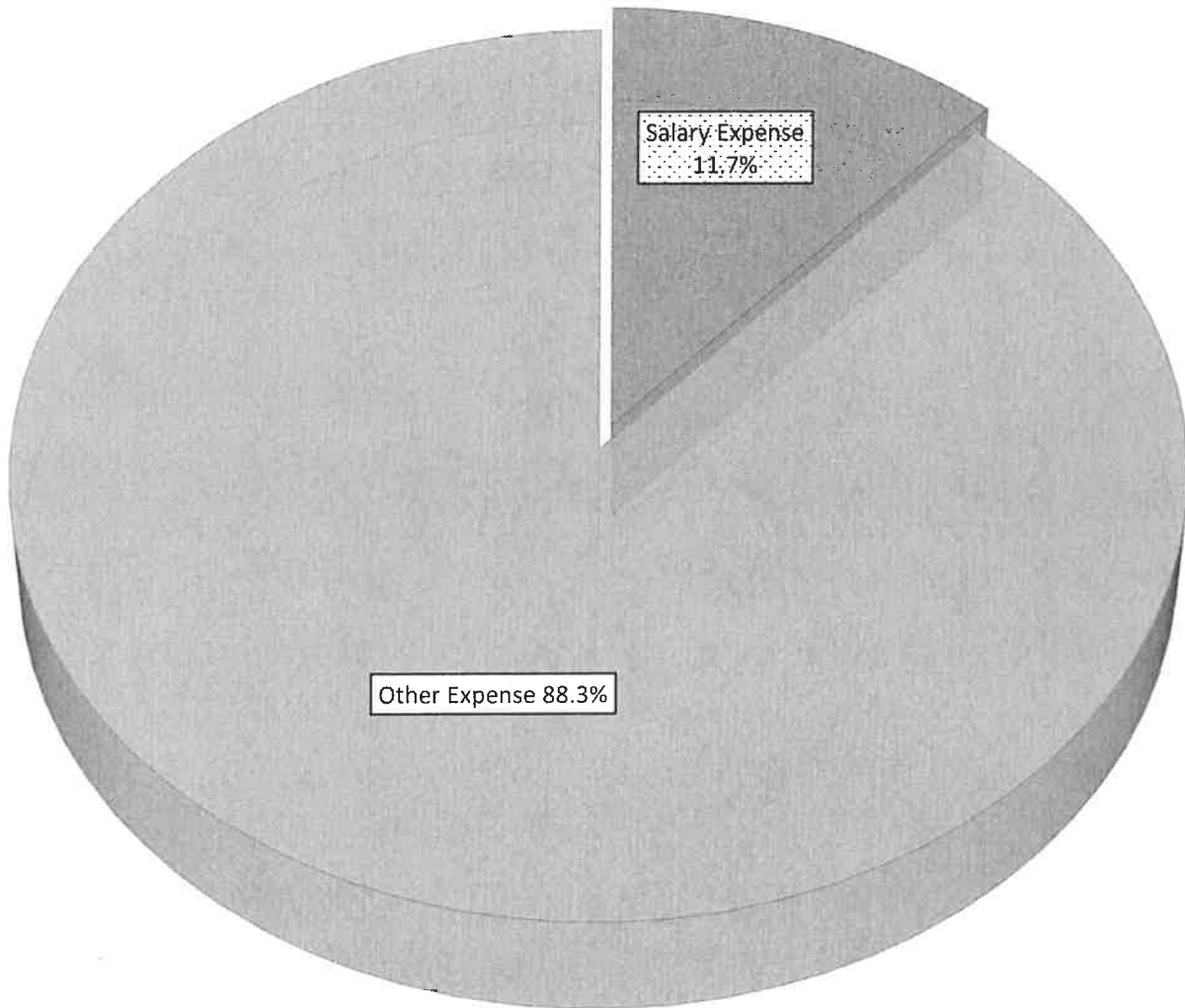
**SOLID WASTE/SANITATION FUND REVENUES**  
**FISCAL YEAR 2023-2024 BUDGET**



ROBERTSON COUNTY, TENNESSEE  
STATEMENT OF ESTIMATED REVENUES  
BUDGET FOR THE YEAR ENDING JUNE 30, 2024

ACCT. #	SOLID WASTE/SANITATION FUND #116 DESCRIPTION	ACTUAL FY 21-22	BUDGET FY 22-23	ACTUAL FY 22-23	BUDGET FY 23-24
<b><u>LOCAL PROPERTY TAXES</u></b>					
40110	Current Property Tax Collections	951,109	955,000	983,136	1,224,000
40120	Trustee's P. T. Collections - Prior Year	13,544	9,345	5,288	2,644
40130	Chancery Court P. T. Collections - Prior Years	4,354	2,438	4,272	3,845
40140	Property Tax Interest & Penalty Collections	5,014	3,610	5,493	5,493
	<b>TOTAL LOCAL PROPERTY TAXES</b>	<b>974,021</b>	<b>970,394</b>	<b>998,189</b>	<b>1,235,982</b>
<b><u>OTHER LOCAL REVENUES</u></b>					
43114	Disposal Fees	3,074,336	3,626,436	4,114,415	4,000,000
44145	Recycled Materials	63,278	23,170	33,789	24,018
44170	Refunds	23,782	0	14,605	0
44530	Sale of Equipment	22,300	0	0	0
	<b>TOTAL OTHER LOCAL REVENUES</b>	<b>3,183,696</b>	<b>3,649,606</b>	<b>4,162,809</b>	<b>4,024,018</b>
<b><u>STATE OF TENNESSEE</u></b>					
46170	Solid Waste Grants	0	0	0	0
46190	Other Gen Govt Grant - Used Oil Grant	0	0	0	0
46990	Other State Revenues - Vendors Now Pay Tire Tax to the State	52,856	40,000	55,693	40,000
	<b>TOTAL STATE OF TENNESSEE</b>	<b>52,856</b>	<b>40,000</b>	<b>55,693</b>	<b>40,000</b>
<b><u>OTHER SOURCES (NONREVENUE)</u></b>					
49700	Insurance Recovery	0	0	2,752	0
49800	601 Oper Transfer From Gen C Proj Fund	0	0	0	0
	<b>TOTAL OTHER SOURCES (NONREVENUE)</b>	<b>0</b>	<b>0</b>	<b>2,752</b>	<b>0</b>
	<b>TOTAL REVENUE FOR SANITATION FUND #116</b>	<b>4,210,573</b>	<b>4,660,000</b>	<b>5,219,443</b>	<b>5,300,000</b>

**SOLID WASTE/SANITATION FUND EXPENSES**  
**FISCAL YEAR 2023-2024 BUDGET**



ROBERTSON COUNTY, TENNESSEE  
 STATEMENT OF ESTIMATED EXPENSES  
 BUDGET FOR THE YEAR ENDING JUNE 30, 2024

ACCT. #	SOLID WASTE/SANITATION FUND #116 DESCRIPTION	F. T. EMP.	ACTUAL FY 21-22	BUDGET FY 22-23	ACTUAL FY 22-23	BUDGET FY 23-24
<b>55732</b>	<b>CONVENIENCE CENTERS</b>					
149	Laborers	2	54,416	84,266	53,665	92,175
169	Part-Time Personnel - Laborers		115,714	141,824	123,804	148,926
187	Overtime Pay		4,356	4,000	9,925	4,000
201	Social Security Tax		10,778	14,266	11,412	15,196
204	State Retirement		2,894	5,826	4,114	6,559
205	Employee Insurance		0	0	0	0
212	Medicare Tax		2,521	3,336	2,669	3,554
307	Communication - Computer / Radio / Phone		646	672	684	672
335	Maintenance - Buildings / Land		1,334	10,000	1,793	10,000
336	Maintenance - Equipment / Computer / Radio		3,764	4,500	5,622	4,500
338	Maintenance - Licensed Vehicles		16,883	17,000	31,607	20,000
351 101	Rent - Building / Land		0	0	0	0
351 401	Rent - Other Equipment		3,572	5,600	6,593	7,000
412	Diesel Fuel		7,674	8,441	0	0
415	Electricity		6,247	6,809	6,743	7,350
425	Gasoline		1,917	4,408	2,422	4,408
450	Tires & Tubes		5,569	8,000	7,683	8,000
454	Water & Sewer		1,937	2,111	1,460	1,591
513	Worker's Compensation Insurance		12,342	7,581	7,581	8,099
599	Other Charges		0	800	102	800
799	Various Capital Outlay		25,079	10,000	0	310,000
	<b>TOTAL CONVENIENCE CENTERS</b>	<b>2</b>	<b>277,643</b>	<b>339,440</b>	<b>277,879</b>	<b>652,830</b>

ROBERTSON COUNTY, TENNESSEE  
 STATEMENT OF ESTIMATED EXPENSES  
 BUDGET FOR THE YEAR ENDING JUNE 30, 2024

ACCT. #	SOLID WASTE/SANITATION FUND #116 DESCRIPTION	F. T. EMP.	ACTUAL FY 21-22	BUDGET FY 22-23	ACTUAL FY 22-23	BUDGET FY 23-24
<b>55733</b>	<b>TRANSFER STATION</b>					
101	Administrative Officer	1	67,197	70,551	70,551	74,081
149	Laborers	3	111,766	118,312	83,633	115,531
162	Clerical Personnel	3	90,378	103,617	100,842	108,784
187	Overtime Pay		8,165	15,525	7,196	15,525
201	Social Security Tax		15,735	19,097	14,821	19,464
204	State Retirement		13,905	20,329	17,143	21,410
205	Employee Insurance		0	0	0	0
212	Medicare Tax		3,680	4,466	3,466	4,552
302	Advertising		192	800	693	800
306	Bank Charges - Credit Card Payments		24,277	27,919	35,871	40,000
307	Communication - Computer / Radio / Phone		2,369	4,896	2,337	4,875
321	Engineering Services		0	0	0	0
335	Maintenance - Building / Land		4,012	15,000	15,104	15,000
336	Maintenance - Equipment / Computer / Radio		16,526	50,000	28,917	50,000
338	Maintenance - Licensed Vehicles		676	5,000	3,991	5,000
348	Postal Charges		580	600	635	600
349	Printing & Forms		662	750	0	750
350	Internet Connectivity		3,598	3,758	3,013	3,758
351	201 Rent - Copying Machine		216	238	333	684
351	401 Rent - Other Equipment		595	25,000	1,115	25,000
359	Disposal Fees		2,635,780	3,472,000	3,320,056	3,900,000
410	Custodial Supplies		644	1,000	583	1,000
412	Diesel Fuel		22,361	26,833	21,605	26,833
415	Electricity		14,870	16,208	15,645	17,053
425	Gasoline		57	69	95	114
433	Lubricants		2,219	3,438	1,795	2,913
434	Natural Gas		436	475	4,453	4,854
435	Office Supplies		1,591	2,500	2,716	2,500
446	Small Tools		43	700	1,474	700
450	Tires & Tubes		0	2,700	3,571	3,700
451	Uniforms & Safety Gear		3,850	7,000	5,140	7,000
454	Water & Sewer		2,682	2,923	2,238	2,439
513	Worker's Compensation Insurance		17,697	10,149	10,149	10,372
524	Training & Related Travel		5,540	3,600	2,158	3,600
599	Other Charges		5,053	4,700	8,009	8,000
599	801 State Solid Waste Fees		6,000	8,275	6,000	8,275
799	Various Capital Outlay		12,680	0	2,402	0
	<b>TOTAL TRANSFER STATION</b>	<b>7</b>	<b>3,096,032</b>	<b>4,048,428</b>	<b>3,797,750</b>	<b>4,505,168</b>

ROBERTSON COUNTY, TENNESSEE  
 STATEMENT OF ESTIMATED EXPENSES  
 BUDGET FOR THE YEAR ENDING JUNE 30, 2024

ACCT. #	SOLID WASTE/SANITATION FUND #116 DESCRIPTION	F. T. EMP.	ACTUAL FY 21-22	BUDGET FY 22-23	ACTUAL FY 22-23	BUDGET FY 23-24
<b>55751</b>	<b>RECYCLING CENTER</b>					
149	Laborers	1	37,383	39,529	39,157	44,540
187	Overtime Pay		1,144	1,500	961	1,500
201	Social Security Tax		2,259	2,544	2,420	2,854
204	State Retirement		1,928	2,708	2,695	3,140
205	Employee Insurance		0	0	0	0
212	Medicare Tax		529	595	566	668
336	Maintenance - Equipment / Computer / Radio		0	3,800	0	3,800
338	Maintenance - Licensed Vehicles		0	0	0	0
399	Other Contracted Services - Recycle-Half with Springfield		0	0	0	0
399 701	Other Contracted Services - Recycling Education		0	0	0	0
412	Diesel Fuel		3,712	5,269	0	5,269
450	Tires & Tubes		0	0	0	0
451	Uniforms & Safety Gear		1,395	1,200	1,107	1,200
513	Worker's Compensation Insurance		2,204	1,352	1,352	1,521
799	Various Capital Outlay		0	10,250	0	10,250
	<b>TOTAL RECYCLING CENTER</b>	<b>1</b>	<b>50,554</b>	<b>68,747</b>	<b>48,258</b>	<b>74,742</b>

ROBERTSON COUNTY, TENNESSEE  
STATEMENT OF ESTIMATED EXPENSES  
BUDGET FOR THE YEAR ENDING JUNE 30, 2024

ACCT. #	SOLID WASTE/SANITATION FUND #116 DESCRIPTION	F. T. EMP.	ACTUAL FY 21-22	BUDGET FY 22-23	ACTUAL FY 22-23	BUDGET FY 23-24
<b>55770</b>	<b>LANDFILL POST CLOSURE</b>					
149	Laborers	1	38,685	40,930	40,648	42,981
187	Overtime Pay		924	1,500	1,199	1,500
201	Social Security Tax		2,337	2,631	2,484	2,758
204	State Retirement		1,982	2,800	2,745	3,034
205	Employee Insurance		0	0	0	0
212	Medicare Tax		546	615	581	645
321	Engineering Services		3,965	2,500	0	2,500
322	Evaluation & Testing		15,000	17,000	18,128	20,000
336	Maintenance - Equipment / Computer / Radio		1,789	7,300	2,338	7,300
351	401 Rent - Other Equipment		0	4,000	0	4,000
412	Diesel Fuel		9,704	13,160	0	13,160
446	Small Tools		236	1,000	0	1,000
450	Tires & Tubes		532	4,750	0	4,750
451	Uniforms & Safety Gear		27	400	0	400
513	Worker's Compensation Insurance		2,278	1,398	1,398	1,470
724	Site Development		10,851	24,000	901	24,000
799	Various Capital Outlay		0	0	0	0
	TOTAL LANDFILL POST CLOSURE	1	88,856	123,984	70,422	129,498
<b>58400</b>	<b>OTHER CHARGES</b>					
205	Employee Insurance		85,544	104,624	81,640	104,624
210	Unemployment Compensation		5,069	6,000	0	6,000
506	Liability, Property & Vehicle Insurance		15,225	15,225	15,225	15,225
510	Trustee's Commission		51,369	63,552	62,124	80,913
515	Liability Claims Deductible		0	5,000	0	5,000
	TOTAL OTHER CHARGES	0	157,207	194,401	158,989	211,762
<b>99100</b>	<b>OPERATING TRANSFERS</b>					
590	Operating Transfer To Other Funds-Fund 171 Cap Projects		0	0	0	0
	TOTAL OPERATING TRANSFERS	0	0	0	0	0
	TOTAL EXPENSE FOR SANITATION FUND #116	11	3,670,292	4,775,000	4,353,298	5,574,000

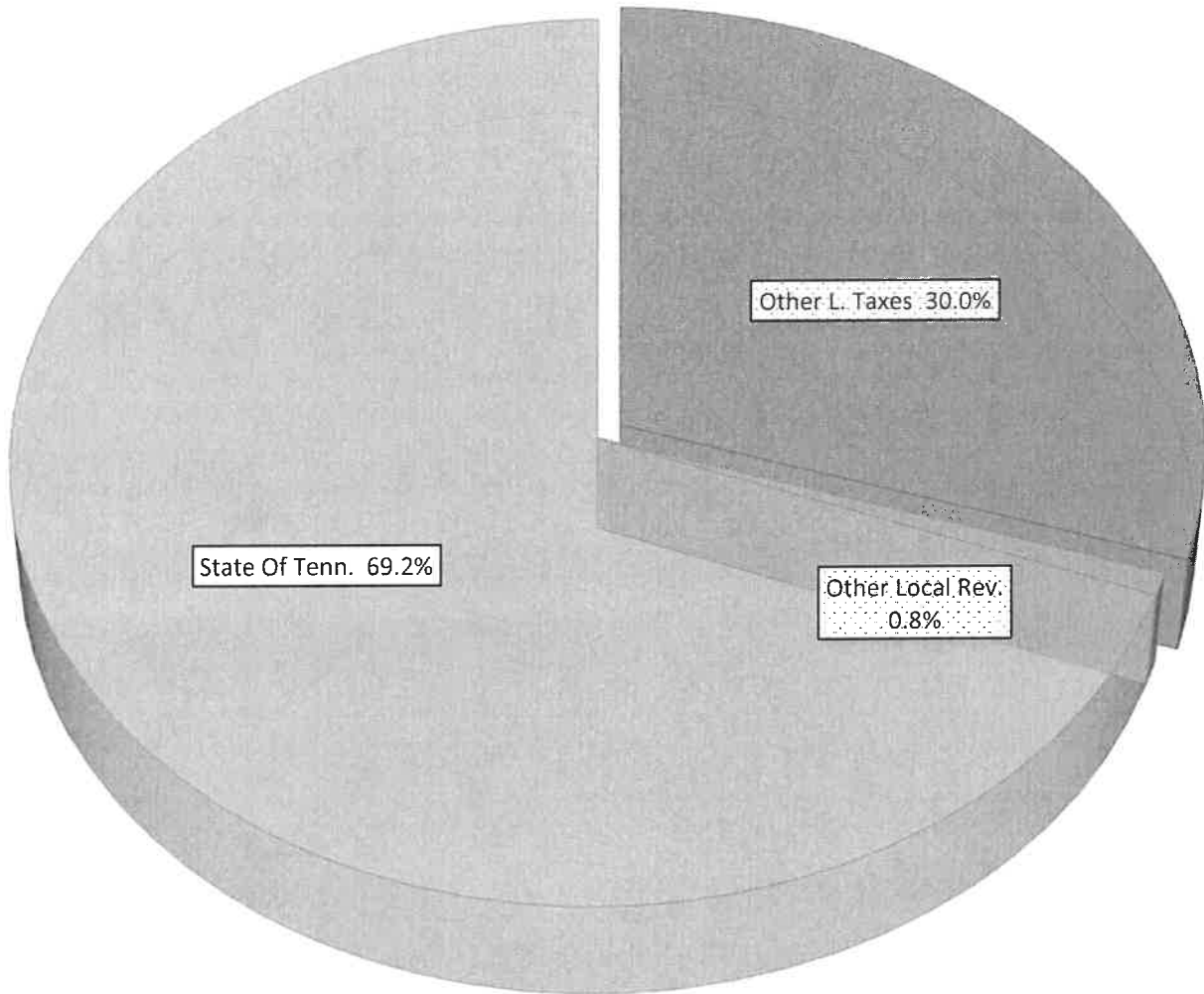
## HIGHWAY FUND BUDGET

**BLANK PAGE**

ROBERTSON COUNTY, TENNESSEE  
 STATEMENT OF ESTIMATED FUND BALANCE  
 BUDGET FOR THE YEAR ENDING JUNE 30, 2024

HIGHWAY FUND #131 DESCRIPTION	ACTUAL FY 21-22	BUDGET FY 22-23	ACTUAL FY 22-23	BUDGET FY 23-24
<b>REVENUES</b>				
Other Local Taxes	1,342,824	1,341,672	1,392,718	1,395,627
Other Local Revenues	106,601	78,309	82,996	38,135
State Of Tennessee	3,212,001	3,227,019	3,426,345	3,220,238
Other Sources	0	0	0	0
Total Revenues	<u>4,661,426</u>	<u>4,647,000</u>	<u>4,902,059</u>	<u>4,654,000</u>
<b>EXPENSES</b>				
Salaries	1,315,799	1,692,315	1,384,030	1,775,175
Other Costs	2,984,267	3,752,685	3,300,224	3,793,825
Total Expenses	<u>4,300,066</u>	<u>5,445,000</u>	<u>4,684,254</u>	<u>5,569,000</u>
<b>FUND BALANCE</b>				
Excess Revenues (Expenses)	361,360	(798,000)	217,805	(915,000)
Beginning Total Fund Balance - July 1	2,087,315	2,448,675	2,448,675	2,666,480
Ending Total Fund Balance - June 30	2,448,675	1,650,675	2,666,480	1,751,480
Reserved Fund Balance - June 30	(400,000)	(400,000)	(600,000)	(600,000)
Unreserved Fund Balance - June 30	<u>2,048,675</u>	<u>1,250,675</u>	<u>2,066,480</u>	<u>1,151,480</u>

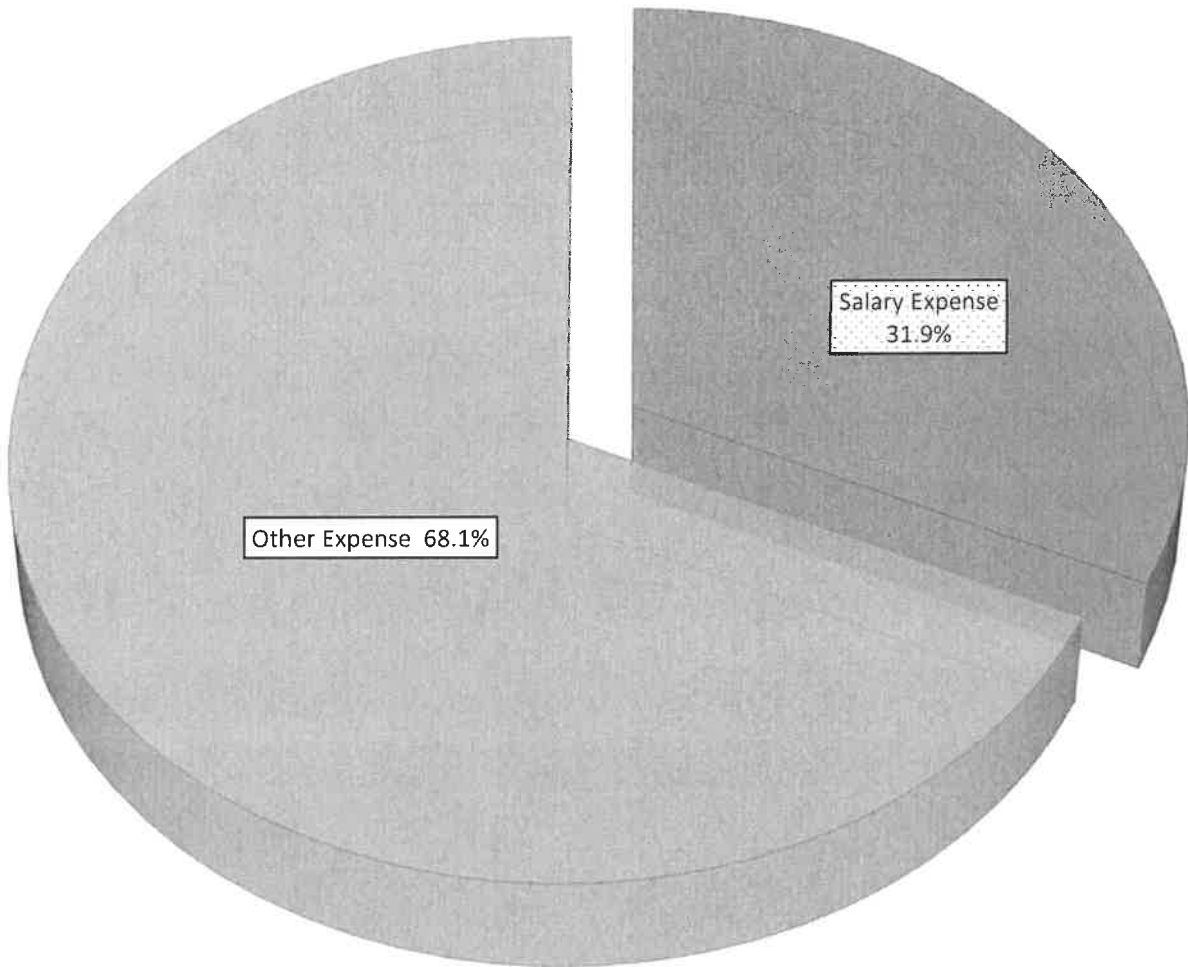
**HIGHWAY FUND REVENUES**  
**FISCAL YEAR 2023-2024 BUDGET**



ROBERTSON COUNTY, TENNESSEE  
STATEMENT OF ESTIMATED REVENUES  
BUDGET FOR THE YEAR ENDING JUNE 30, 2024

ACCT. #	HIGHWAY FUND #131 DESCRIPTION	ACTUAL FY 21-22	BUDGET FY 22-23	ACTUAL FY 22-23	BUDGET FY 23-24
<b><u>OTHER LOCAL TAXES</u></b>					
40240	Wheel Tax	1,123,151	1,123,151	1,164,619	1,175,627
40280	Mineral Severance Tax	219,673	218,521	228,099	220,000
	TOTAL OTHER LOCAL TAXES	<u>1,342,824</u>	<u>1,341,672</u>	<u>1,392,718</u>	<u>1,395,627</u>
<b><u>OTHER LOCAL REVENUES</u></b>					
41590	Permits	14,700	14,700	9,850	6,600
43190	Other General Services	62,800	55,497	38,400	23,424
44145	Recycled Materials	2,422	750	3,168	750
44170	Refunds	19,730	7,362	27,506	7,361
44530 44990	Sale Of Assets / Other Local Revenues	6,949	0	4,072	0
	TOTAL OTHER LOCAL REVENUES	<u>106,601</u>	<u>78,309</u>	<u>82,996</u>	<u>38,135</u>
<b><u>STATE OF TENNESSEE</u></b>					
46190 Lgdag	Other General Govt Grant - Governor's Direct Appropriation Grant	0	0	0	0
46410	Bridge Program	0	0	0	0
46420	State Aid Program	157,831	200,000	375,174	200,000
46920	Gasoline Tax	3,006,000	2,978,849	3,002,933	2,972,000
46930	Petroleum Special Tax	48,170	48,170	48,238	48,238
46990	Other State Revenues	0	0	0	0
47590	Other Federal Thru State	0	0	0	0
	TOTAL STATE OF TENNESSEE	<u>3,212,001</u>	<u>3,227,019</u>	<u>3,426,345</u>	<u>3,220,238</u>
<b><u>OTHER SOURCES (NONREVENUE)</u></b>					
49700	Insurance Recovery	0	0	0	0
	TOTAL OTHER SOURCES (NONREVENUE)	<u>0</u>	<u>0</u>	<u>0</u>	<u>0</u>
	TOTAL REVENUE FOR HIGHWAY FUND #131	<u>4,661,426</u>	<u>4,647,000</u>	<u>4,902,059</u>	<u>4,654,000</u>

**HIGHWAY FUND EXPENSES**  
**FISCAL YEAR 2023-2024 BUDGET**



ROBERTSON COUNTY, TENNESSEE  
STATEMENT OF ESTIMATED EXPENSES  
BUDGET FOR THE YEAR ENDING JUNE 30, 2024

ACCT. #	HIGHWAY FUND #131 DESCRIPTION	F. T. EMP.	ACTUAL FY 21-22	BUDGET FY 22-23	ACTUAL FY 22-23	BUDGET FY 23-24
<b>61000</b>	<b><u>ADMINISTRATION</u></b>					
101	Administrative Officer	1	105,846	143,070	143,070	116,708
162	Clerical Personnel	3	142,176	152,634	151,661	165,632
191	Board Member Fees		36,000	39,375	36,000	37,500
201	Social Security Tax		16,220	20,775	19,177	19,830
204	State Retirement		12,506	19,516	17,282	19,256
205	Employee Insurance		0	0	0	0
212	Medicare Tax		3,793	4,859	4,485	4,638
307	Communication - Computer / Radio / Phone		1,407	1,862	1,498	1,872
320	Dues & Memberships		4,010	4,010	4,010	4,010
321	Engineering Services		0	2,500	0	2,500
331	Legal Services		2,750	10,000	3,220	10,000
336	Maintenance - Equipment / Computer / Radio		0	2,200	0	2,200
347	Pest Control		420	420	420	420
348	Postal Charges		954	1,000	554	1,000
349	Printing & Forms		257	1,000	880	1,000
350	Internet Connectivity		1,924	1,391	2,280	2,394
351	201 Rent - Copying Machine		826	909	955	1,116
359	Waste Disposal		2,675	2,500	2,877	3,000
415	Electricity		7,425	8,093	8,789	9,580
434	Natural Gas		1,682	1,833	1,484	1,618
435	Office Supplies		1,639	4,000	1,653	4,000
454	Water & Sewer		3,831	4,176	4,764	5,193
508	Surety Bonds		0	0	0	0
513	Worker's Compensation Insurance		17,832	19,413	19,413	18,528
599	Other Charges		190	1,400	249	1,400
	TOTAL ADMINISTRATION	<u>4</u>	<u>364,363</u>	<u>446,936</u>	<u>424,721</u>	<u>433,394</u>
<b>62000</b>	<b><u>HIGHWAY MAINTENANCE</u></b>					
149	Laborers, Drivers & Operators	26	875,310	1,081,925	893,485	1,151,340
169	Part-Time Personnel - Laborers		0	21,340	1,931	42,331
187	Overtime Pay		13,790	80,000	7,363	80,000
201	Social Security Tax		52,046	73,362	53,086	78,968
204	State Retirement		44,455	76,687	58,480	83,977
205	Employee Insurance		0	0	0	0
212	Medicare Tax		12,172	17,157	12,415	18,468
402	Asphalt		1,675,295	1,515,000	1,611,152	1,515,000
402	Lgdam Asphalt - Lgdam		0	0	0	0
409	Crushed Stone		50,849	250,000	53,572	250,000
438	Pipe		7,014	25,000	19,863	25,000
443	Road Signs		6,904	15,000	12,130	15,000
513	Worker's Compensation Insurance		70,388	68,554	68,554	73,784
524	Training & Related Travel		0	0	0	10,000
599	Other Charges		20	18,000	1,967	8,000
	TOTAL HIGHWAY MAINTENANCE	<u>26</u>	<u>2,808,243</u>	<u>3,242,025</u>	<u>2,793,998</u>	<u>3,351,868</u>

ROBERTSON COUNTY, TENNESSEE  
STATEMENT OF ESTIMATED EXPENSES  
BUDGET FOR THE YEAR ENDING JUNE 30, 2024

ACCT. #	HIGHWAY FUND #131 DESCRIPTION	F. T. EMP.	ACTUAL FY 21-22	BUDGET FY 22-23	ACTUAL FY 22-23	BUDGET FY 23-24
<b>63100</b>	<b><u>EQUIPMENT MAINTENANCE</u></b>					
142	Mechanics	3	142,079	150,819	149,840	158,512
187	Overtime Pay		598	23,152	680	23,152
201	Social Security Tax		8,422	10,786	8,888	11,263
204	State Retirement		7,125	11,482	9,871	12,389
205	Employee Insurance		0	0	0	0
212	Medicare Tax		1,970	2,523	2,079	2,634
322	Evaluation & Testing		740	2,000	3,241	2,000
412	Diesel Fuel		119,586	131,545	129,287	144,800
418	Equipment Parts		52,290	90,000	73,148	90,000
424	Garage Supplies		15,366	38,000	23,620	38,000
425	Gasoline		33,622	43,604	22,943	43,604
433	Lubricants		8,826	13,298	11,625	16,377
450	Tires & Tubes		33,150	40,000	23,519	40,000
513	Worker's Compensation Insurance		10,053	10,079	10,079	10,524
599	Other Charges		1,841	2,000	0	2,000
	TOTAL EQUIPMENT MAINTENANCE	3	435,668	569,288	468,820	595,255
<b>65000</b>	<b><u>OTHER CHARGES</u></b>					
205	Employee Insurance		248,839	300,000	251,303	300,000
210	Unemployment Compensation		0	1,000	0	1,000
506	Liability, Property & Vehicle Insurance		57,093	57,093	57,093	57,093
510	Trustee's Commission		44,812	53,658	44,837	55,390
515	Liability Claims Deductible		0	5,000	0	5,000
599	Other Charges		0	0	0	0
	TOTAL OTHER CHARGES	0	350,744	416,751	353,233	418,483
<b>68000</b>	<b><u>CAPITAL OUTLAY</u></b>					
705	Bridge Construction Capital Outlay		0	100,000	5,305	100,000
726	State Aid Projects Capital Outlay		162,683	375,000	380,773	375,000
790	Equipment Capital Outlay		155,762	250,000	253,637	250,000
799	Various Capital Outlay		22,603	45,000	3,767	45,000
	TOTAL CAPITAL OUTLAY	0	341,048	770,000	643,482	770,000
	TOTAL EXPENSE FOR HIGHWAY FUND #131	33	4,300,066	5,445,000	4,684,254	5,569,000

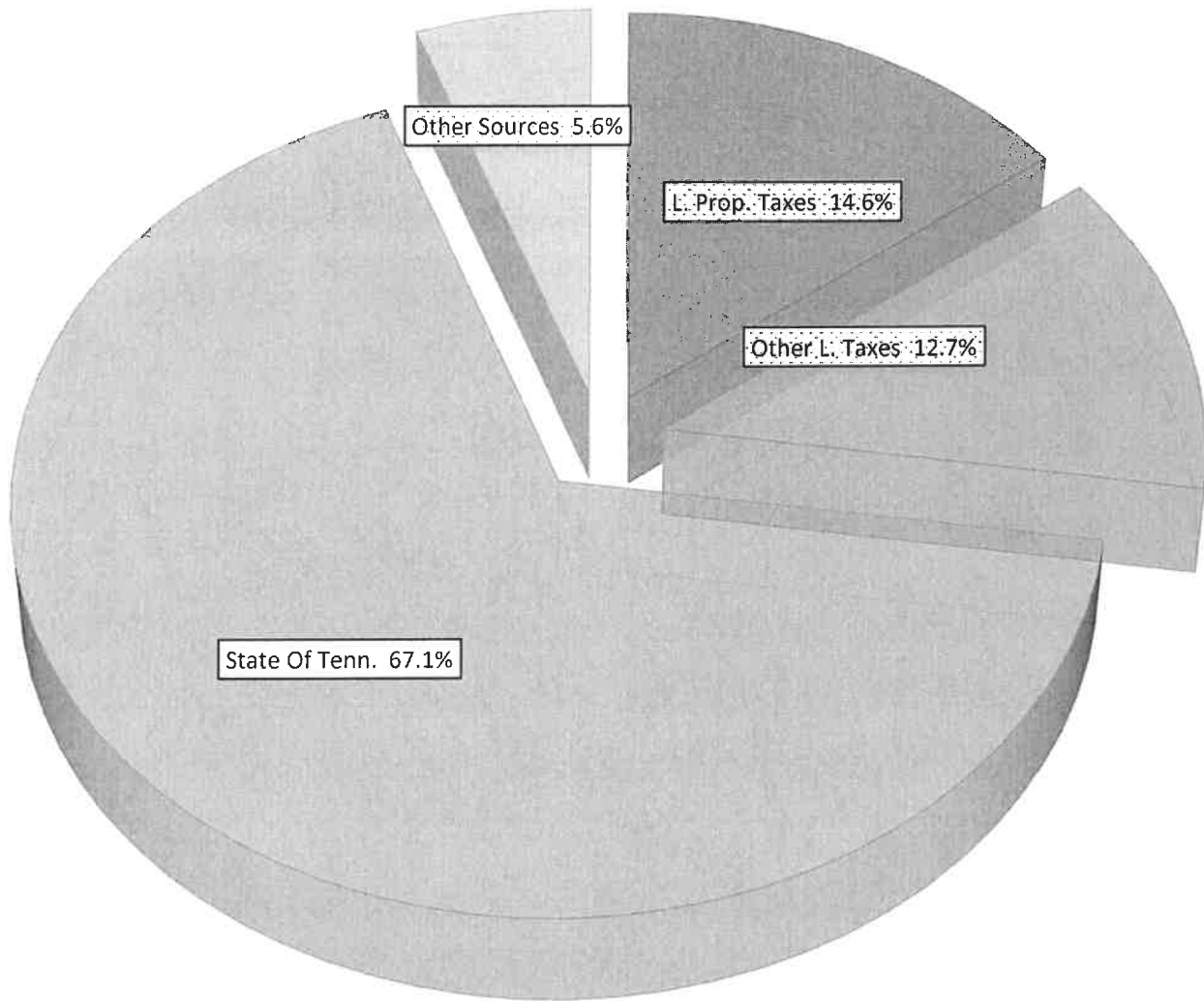
## SCHOOL FUND BUDGET

**BLANK PAGE**

ROBERTSON COUNTY, TENNESSEE  
 STATEMENT OF ESTIMATED FUND BALANCE  
 BUDGET FOR THE YEAR ENDING JUNE 30, 2024

SCHOOL FUND #141 DESCRIPTION	ACTUAL FY 21-22	BUDGET FY 22-23	ACTUAL FY 22-23	BUDGET FY 23-24
<b>REVENUES</b>				
Local Property Taxes	18,450,994	18,795,000	19,032,509	19,859,000
Other Local Taxes	19,535,226	16,025,000	21,578,888	17,290,000
State Of Tennessee	86,062,261	91,465,441	90,415,998	91,039,481
Other Sources	10,777,770	9,398,656	8,902,943	7,532,500
Total Revenues	<u>134,826,251</u>	<u>135,684,097</u>	<u>139,930,338</u>	<u>135,720,981</u>
<b>EXPENSES</b>				
Salaries	60,216,770	67,169,383	64,463,247	74,298,248
Other Costs	68,754,541	75,269,523	69,385,988	62,613,946
Total Expenses	<u>128,971,311</u>	<u>142,438,906</u>	<u>133,849,235</u>	<u>136,912,194</u>
<b>FUND BALANCE</b>				
Excess Revenues (Expenses)	5,854,940	(6,754,809)	6,081,103	(1,191,213)
Beginning Total Fund Balance - July 1	18,575,130	24,430,070	24,430,070	30,511,173
Ending Total Fund Balance - June 30	<u>24,430,070</u>	<u>17,675,261</u>	<u>30,511,173</u>	<u>29,319,960</u>
Reserved Fund Balance - June 30	(961,994)	(961,994)	(707,792)	(707,792)
Unreserved Fund Balance - June 30	<u>23,468,076</u>	<u>16,713,267</u>	<u>29,803,381</u>	<u>28,612,168</u>

**SCHOOL FUND REVENUES**  
**FISCAL YEAR 2023-2024 BUDGET**



ROBERTSON COUNTY, TENNESSEE  
STATEMENT OF ESTIMATED REVENUES  
BUDGET FOR THE YEAR ENDING JUNE 30, 2024

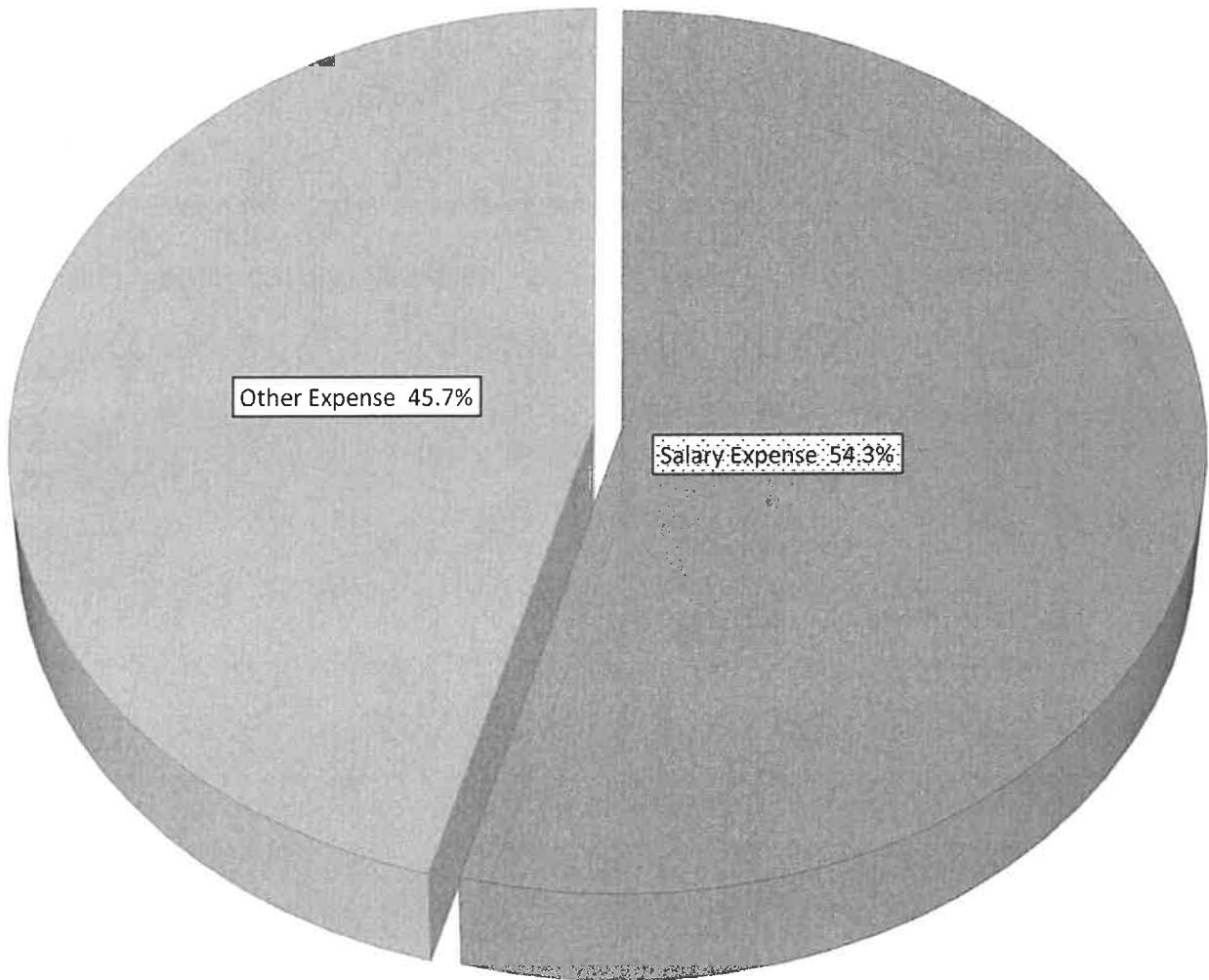
ACCT. #	SCHOOL FUND #141 DESCRIPTION	ACTUAL FY 21-22	BUDGET FY 22-23	ACTUAL FY 22-23	BUDGET FY 23-24
<b><u>LOCAL PROPERTY TAXES</u></b>					
40110	Current Property Tax Collections	17,120,989	17,190,000	17,699,107	18,054,000
40120	Trustee's P. T. Collections - Prior Year	243,765	350,000	94,708	350,000
40130	Chancery Court P. T. Collections - Prior Years	78,369	205,000	76,890	205,000
40140	Property Tax Interest & Penalty	90,242	150,000	98,627	150,000
40161	Payments In Lieu Of Property Tax - T.V.A.	917,629	900,000	1,063,177	1,100,000
	<b>TOTAL LOCAL PROPERTY TAXES</b>	<b>18,450,994</b>	<b>18,795,000</b>	<b>19,032,509</b>	<b>19,859,000</b>
<b><u>OTHER LOCAL TAXES</u></b>					
40210	Sales Tax	18,387,755	15,000,000	20,199,901	16,000,000
40270	Business Tax	1,074,885	950,000	1,296,136	1,200,000
40275	Mixed Drink Tax	72,586	75,000	82,851	90,000
40350	Interstate Telecommunications Tax	0	0	0	0
	<b>TOTAL OTHER LOCAL TAXES</b>	<b>19,535,226</b>	<b>16,025,000</b>	<b>21,578,888</b>	<b>17,290,000</b>
<b><u>LICENSES &amp; PERMITS</u></b>					
41110	Marriage Licenses	4,950	3,500	4,769	5,000
	<b>TOTAL LICENSES &amp; PERMITS</b>	<b>4,950</b>	<b>3,500</b>	<b>4,769</b>	<b>5,000</b>
<b><u>EDUCATIONAL CHARGES</u></b>					
43511	Regular Day Students Tuition	35,880	34,000	33,931	40,000
43517	Tuition - Other - Before After Care	930,016	1,498,903	1,403,195	1,000,000
43570	Receipts From Individual Schools	85,438	100,000	98,682	100,000
43990	Other Charges For Services	11,962	35,000	17,955	20,000
	<b>TOTAL EDUCATIONAL CHARGES</b>	<b>1,063,296</b>	<b>1,667,903</b>	<b>1,553,763</b>	<b>1,160,000</b>
<b><u>OTHER LOCAL REVENUES</u></b>					
44146	E-Rate Funding	0	0	0	0
44170	Miscellaneous Refunds	27,698	20,000	29,027	20,000
44530	Sale of Equipment	0	0	0	0
44560	Damages Recovered	1,210	2,500	711	2,500
44570	Contributions & Gifts	16,242	19,500	32,495	20,000
44990	Other Local Revenues	250,501	316,187	497,491	200,000
44990 RYH	Other Local Revenues	0	397,140	0	0
	<b>TOTAL OTHER LOCAL REVENUES</b>	<b>295,651</b>	<b>755,327</b>	<b>559,724</b>	<b>242,500</b>

**ROBERTSON COUNTY, TENNESSEE  
STATEMENT OF ESTIMATED REVENUES  
BUDGET FOR THE YEAR ENDING JUNE 30, 2024**

ACCT. #	SCHOOL FUND #141 DESCRIPTION	ACTUAL FY 21-22	BUDGET FY 22-23	ACTUAL FY 22-23	BUDGET FY 23-24
<b>STATE OF TENNESSEE</b>					
46510	Tennessee Investment in Student Achievement (TISA) - FY2024	81,606,723	86,089,000	86,068,757	86,533,581
46515	Early Childhood Education	1,061,482	1,353,028	1,169,472	1,353,100
46520	School Food Service	58,451	60,000	56,430	60,000
46590	Other State Education Funds - (Salary Equity Funds)	92,863	92,800	92,863	92,800
46590 BRI	Other State Education Funds - (Bridge Camp)	460,047	0	0	0
46590 FRC	Other State Education Funds - (Family Resource Centers)	29,612	30,000	29,612	40,000
46590 SLC	Other State Education Funds - SLC	1,079,475	0	0	0
46590 LRN	Other State Education Funds - STR FY22 - LRN FY2023	308,245	1,101,774	744,104	0
46590 LT2	Other State Education Funds - LT2	0	199,831	162,572	0
46590 SPA	Other State Education Funds - SPA	0	95,158	95,158	0
46591	Coordinated School Health	101,000	101,000	101,000	0
46610	Career Ladder Program	122,135	130,000	96,092	100,000
46820	Income Tax	3,444	100,000	1,885	100,000
46852	State Revenue Sharing	199,194	190,000	176,349	200,000
46980	Other State Grants - Gear Up Grant	139,969	151,800	187,711	176,060
46980 ELN	Other State Education Funds - ELN	40,000	40,000	40,000	0
46980 HQI	Other State Grants - HQI	82,741	83,000	82,176	0
46980 ISM	Other State Education Funds - ISM	0	840,800	813,097	1,696,940
46980 MI	Other State Grants - MI	0	71,250	71,250	0
46981	Safe Schools	586,970	587,000	427,470	587,000
46990	Other State Revenues	89,910	149,000	0	100,000
46990 BRI	Other State Revenues - BRI	0	0	0	0
	TOTAL STATE OF TENNESSEE	86,062,261	91,465,441	90,415,998	91,039,481
<b>FEDERAL GOVERNMENT</b>					
47111	Lunch Program - Transfer To Cafeterias - See 73100-343	5,730,922	4,000,000	3,807,103	4,000,000
47113	Breakfast Program - Transfer To Cafeterias - See 73100-342	2,017,021	1,500,000	1,378,818	1,500,000
47114 FFVP	USDA-Other (FFVP) Program-Transfer To Cafeterias - 73100-345	9,236	117,450	66,098	50,000
47114 SSO	USDA-Other (SSO) Program-Transfer To Cafeterias - 73100-345	65,281	0	0	0
47114 CPEBT	USDA-Other (CPEBT) Program-Transfer To Cafeterias - 73100-34:	5,814	5,950	5,950	0
47114 REBAT	USDA-Other (REBAT) Program-Transfer To Cafeterias - 73100-34:	15,188	55,842	40,645	0
47114	USDA - Other	0	616,655	630,738	0
47143	Special Education Grant	359,429	300,000	146,403	300,000
47305 47309	COVID-19 Grant #5 - Internet Connectivity	150,000	0	0	0
47590 BRI	Other Federal Thru State - BRI - Bridge	115,016	0	0	0
47590 LRN	Other Federal Thru State - LRN - Learn	231,991	0	290,236	0
47590 STR	Other Federal Thru State - STR - Stream	131,552	0	0	0
47640	ROTC Reimbursement	86,000	85,000	87,818	85,000
47990	Other Direct Federal Revenue	0	133,029	133,349	0
	TOTAL FEDERAL GOVERNMENT	8,917,450	6,813,926	6,587,158	5,935,000
<b>OTHER GOVERNMENTS AND CITIZENS GROUPS</b>					
48140	Contracted Services	100,000	108,000	125,000	125,000
48140 SNP	Contracted Services - SNP	13,129	0	13,836	15,000
	TOTAL OTHER GOVERNMENTS AND CITIZENS	113,129	108,000	138,836	140,000
<b>OTHER SOURCES (NONREVENUE)</b>					
49700	Insurance Recovery	73,110	50,000	58,693	50,000
49800	Transfer In From Fund 142	310,184	0	0	0
	TOTAL OTHER SOURCES (NONREVENUE)	383,294	50,000	58,693	50,000
	TOTAL REVENUE FOR SCHOOL FUND #141	134,826,251	135,684,097	139,930,338	135,720,981

**BLANK PAGE**

**SCHOOL FUND EXPENSES**  
**FISCAL YEAR 2023-2024 BUDGET**



ROBERTSON COUNTY, TENNESSEE  
STATEMENT OF ESTIMATED EXPENSES  
BUDGET FOR THE YEAR ENDING JUNE 30, 2024

ACCT. #	SCHOOL FUND #141 DESCRIPTION	F. T. EMP.	ACTUAL FY 21-22	BUDGET FY 22-23	ACTUAL FY 22-23	BUDGET FY 23-24
<b>71100</b>	<b>REGULAR EDUCATION PROGRAM</b>					
116	Teachers	675	32,746,986	35,065,550	33,895,059	39,500,000
116 LRN	Teachers - LRN		0	553,600	513,470	0
117	Career Ladder Program		65,000	60,000	55,000	49,500
128	Homebound Teachers - Part-Time		10,774	21,000	14,410	15,000
163	Educational Assistants	81	1,496,854	1,825,000	1,782,429	1,930,900
163 GYO	Educational Assistants - LRN FY2023 - GYO FY2024	27	0	38,420	31,291	500,000
189	Other Full-Time Salaries	1	72,822	79,200	79,048	87,410
189 BRI	Other Full-Time Salaries - BRI		86,789	0	0	0
189 LRN	Other Full-Time Salaries - LRN		281,865	0	0	0
189 RYH	Other Full-Time Salaries - STR FY22 - RYH FY2023		180,476	220,680	232,382	0
189 FRC	Other Full-Time Salaries - FRC	1	52,812	57,100	57,036	60,100
195	Substitute Teachers - Certified - Part-Time		219,751	225,000	184,058	0
198	Substitute Teachers - Non Certified - Part-Time		410,455	525,000	509,431	0
201	Social Security Tax		2,048,785	2,350,600	2,148,924	2,609,135
201 FRC	Social Security Tax - FRC		3,163	3,600	3,422	3,800
201 BRI	Social Security Tax - BRI		8,760	0	0	0
201 LRN	Social Security Tax - LRN		26,531	39,200	32,997	0
201 RYH	Social Security Tax - STR FY22 - RYH FY2023		3,819	14,200	14,013	0
204	State Retirement		3,024,435	3,213,155	2,962,671	2,870,050
204 FRC	State Retirement - FRC		2,656	3,900	3,764	4,100
204 BRI	State Retirement - BRI		13,986	0	0	0
204 LRN	State Retirement - LRN		43,336	54,000	43,781	0
204 RYH	State Retirement - STR FY22 - RYH FY2023		8,643	19,870	18,608	0
206	Life Insurance		50,524	52,000	50,315	52,500
207	Medical Insurance		9,168,295	9,699,800	9,372,756	9,955,500
207 FRC	Medical Insurance - FRC		7,571	8,200	7,934	8,500
208	Dental Insurance		226,519	235,000	219,359	235,000
210	Unemployment Compensation		3,712	20,000	4,336	20,000
212	Medicare Tax		483,795	550,500	507,139	610,500
212 FRC	Medicare Tax - FRC		740	900	800	900
212 BRI	Medicare Tax - BRI		2,049	0	0	0
212 LRN	Medicare Tax - LRN		6,205	9,200	7,717	0
212 RYH	Medicare Tax - STR FY22 - RYH FY2023		893	4,150	3,277	0
217	Retirement - Hybrid Stabilization And LRN FY2023		250,741	268,000	163,162	200,000
312 STR	Contract With Private Agencies - LRN & STR		52,446	0	0	0
330	Operating Lease Payments		63,997	160,000	156,187	100,000
336	Maintenance - Equipment / Computer / Radio		17,110	15,000	12,849	15,000
399 BRI	Other Contracted Services - BRI		1,768	0	0	0
399 LRN	Other Contracted Services - LRN		4,906	0	0	0
399	Other Contracted Services		133,129	190,000	175,490	1,410,000
429 LRN	Instructional Supplies - LRN		0	182,836	189,412	0
429	Instructional Supplies		1,055,020	650,000	595,563	800,000
430	Textbooks - Electronic		121,527	231,000	227,397	150,000
449	Textbooks		999,778	624,000	616,477	900,000
499	Other Supplies		13,245	85,500	55,348	50,500
599	Other Charges		43,434	73,200	76,125	60,000
599 FRC	Other Charges - FRC		1,439	500	243	500
599 SSMS	Other Charges - SSMS		151,183	128,000	122,730	252,350
709	Data Processing Capital Outlay		997,225	1,083,029	1,069,349	1,000,000
722	Regular Education Capital Outlay		49,800	50,000	20,998	100,000
	<b>TOTAL REGULAR EDUCATION PROGRAM</b>	<b>785</b>	<b>54,715,749</b>	<b>58,689,890</b>	<b>56,236,757</b>	<b>63,551,245</b>

ROBERTSON COUNTY, TENNESSEE  
 STATEMENT OF ESTIMATED EXPENSES  
 BUDGET FOR THE YEAR ENDING JUNE 30, 2024

ACCT. #	SCHOOL FUND #141 DESCRIPTION	F. T. EMP.	ACTUAL FY 21-22	BUDGET FY 22-23	ACTUAL FY 22-23	BUDGET FY 23-24
<b>71150</b>	<b>ALTERNATIVE EDUCATION PROGRAM</b>					
116	Teachers	11.5	378,302	586,800	581,981	677,800
117	Career Ladder Program		2,000	1,000	1,000	1,000
163	Educational Assistants	4	26,675	59,700	57,080	66,600
189	Other Full-Time Salaries	3	121,585	142,500	140,157	151,900
201	Social Security Tax		31,276	45,700	43,821	55,700
204	State Retirement		48,950	59,700	57,959	62,200
206	Life Insurance		529	730	711	730
207	Medical Insurance		120,620	186,000	165,844	180,000
208	Dental Insurance		2,768	3,900	3,680	3,900
212	Medicare Tax		7,315	10,950	10,828	13,100
217	Retirement - Hybrid Stabilization		776	3,000	2,591	3,000
	TOTAL ALTERNATIVE EDUCATION PROGRAM	18.5	740,796	1,099,980	1,065,652	1,215,930
<b>71200</b>	<b>SPECIAL EDUCATION PROGRAM</b>					
116	Teachers	71	3,477,636	3,725,000	3,649,416	4,044,500
117	Career Ladder Program		13,128	12,000	11,000	9,000
128	Homebound Teachers - Part-Time		15,160	26,000	18,224	15,000
163	Educational Assistants	51	640,428	806,000	784,857	986,800
171	Speech Pathologist	12	611,227	714,000	671,869	765,900
189	Other Full-Time Salaries - Interpreters	5	221,876	238,500	226,398	255,500
195	Substitute Teachers - Certified - Part-Time		30,637	35,000	16,268	0
198	Substitute Teachers - Non Certified - Part-Time		106,684	123,000	117,064	0
201	Social Security Tax		300,867	370,100	319,622	376,800
204	State Retirement		425,074	474,900	430,588	414,500
206	Life Insurance		5,509	6,500	5,267	6,500
207	Medical Insurance		1,295,246	1,474,000	1,443,319	1,623,100
208	Dental Insurance		28,932	35,000	27,897	35,000
210	Unemployment Compensation		0	5,000	0	0
212	Medicare Tax		70,695	86,700	75,794	88,500
217	Retirement - Hybrid Stabilization		30,191	34,000	19,023	20,000
312	Contracts With Private Agencies		157,398	550,000	488,537	100,000
429	Instructional Supplies		3,907	5,000	2,080	5,000
499	Other Supplies		1,285	2,000	1,324	1,000
725	Special Education Capital Outlay		3,950	5,000	4,634	5,000
	TOTAL SPECIAL EDUCATION PROGRAM	139	7,439,830	8,727,700	8,313,181	8,752,100

ROBERTSON COUNTY, TENNESSEE  
 STATEMENT OF ESTIMATED EXPENSES  
 BUDGET FOR THE YEAR ENDING JUNE 30, 2024

ACCT. #	SCHOOL FUND #141 DESCRIPTION	F. T. EMP.	ACTUAL FY 21-22	BUDGET FY 22-23	ACTUAL FY 22-23	BUDGET FY 23-24
<b>71300</b>	<b><u>VOCATIONAL EDUCATION PROGRAM</u></b>					
116	Teachers	53.5	2,378,158	2,725,500	2,687,006	3,163,500
116 ISM	Teachers -ISM		0	0	0	278,500
163	Educational Assistants	0	15,579	0	0	0
195	Substitute Teachers - Certified - Part-Time		11,840	18,000	9,390	0
198	Substitute Teachers - Non Certified - Part-Time		26,627	32,000	29,098	0
201	Social Security Tax		143,655	170,000	161,551	196,200
201 ISM	Social Security Tax - ISM		0	0	0	14,260
204	State Retirement		206,726	226,600	222,911	215,800
204 ISM	State Retirement - ISM		0	0	0	19,990
206	Life Insurance		3,234	3,600	3,463	3,600
206 ISM	Life Insurance - ISM		0	0	0	400
207	Medical Insurance		540,717	600,400	595,702	675,000
207 ISM	Medical Insurance - ISM		0	0	0	78,000
208	Dental Insurance		16,211	17,500	17,314	18,500
208 ISM	Dental Insurance - ISM		0	0	0	2,000
210	Unemployment Compensation		0	100	0	0
212	Medicare Tax		33,733	40,500	37,920	46,000
212 ISM	Medicare Tax - ISM		0	0	0	3,338
217	Retirement - Hybrid Stabilization		23,818	24,000	15,525	20,000
217 ISM	Retirement - Hybrid Stabilization - ISM		0	0	0	3,092
336	Maintenance - Equipment / Computer / Radio		970	2,000	1,924	2,000
355	Travel Conducting Business		8,623	14,000	10,524	14,000
399	Other Contracted Services		22,145	54,000	48,911	80,700
399 ISM	Other Contracted Services - ISM		0	0	0	2,400
429	Instructional Supplies		66,541	76,000	69,542	84,000
429 ISM	Instructional Supplies - ISM		0	0	0	67,200
449	Textbooks		6,051	6,000	0	10,000
471 ISM	Software - ISM		0	0	0	36,000
499	Other Supplies		13,436	4,000	3,092	4,000
499 ISM	Other Supplies - ISM		0	0	0	12,000
599	Other Charges		23,748	28,000	24,550	31,500
730	Vocational Instruction Equipment		85,318	89,000	87,158	80,000
730 ISM	Vocational Instruction Equipment - ISM		0	750,800	747,331	731,530
799	Other Capital Outlay		0	46,000	34,561	0
799	Other Capital Outlay		0	95,158	0	0
	TOTAL VOCATIONAL EDUCATION PROGRAM	53.5	3,627,130	5,023,158	4,807,473	5,893,510
<b>71400</b>	<b><u>STUDENT BODY EDUCATION PROGRAM</u></b>					
117	Career Ladder		0	0	0	0
189	Other Full-Time Salaries	1	101,984	103,200	101,460	105,950
201	Social Security Tax		6,195	6,500	6,160	6,600
204	State Retirement		10,504	9,100	8,817	7,300
206	Life Insurance		80	100	68	100
207	Medical Insurance		20,779	19,500	18,916	20,000
208	Dental Insurance		63	0	0	0
212	Medicare Tax		1,449	1,600	1,440	1,550
399	Other Contracted Services - Virtual Class		13,756,637	12,000,000	11,800,378	300,000
599	Other Charges		0	0	0	0
	TOTAL STUDENT BODY EDUCATION PROGRAM	1	13,897,691	12,140,000	11,937,239	441,500

ROBERTSON COUNTY, TENNESSEE  
 STATEMENT OF ESTIMATED EXPENSES  
 BUDGET FOR THE YEAR ENDING JUNE 30, 2024

ACCT. #	SCHOOL FUND #141 DESCRIPTION	F. T. EMP.	ACTUAL FY 21-22	BUDGET FY 22-23	ACTUAL FY 22-23	BUDGET FY 23-24
<b>72110</b>	<b>ATTENDANCE SERVICES SUPPORT</b>					
105	Supervisors	1	93,748	95,500	95,412	103,600
117	Career Ladder Program		1,000	1,000	1,000	0
189	Other Full-Time Salaries	8	489,540	614,847	587,655	461,000
201	Social Security Tax		34,708	42,300	40,463	35,200
204	State Retirement		47,150	57,500	53,865	38,600
206	Life Insurance		675	800	669	800
207	Medical Insurance		109,495	162,500	157,908	165,000
208	Dental Insurance		2,374	2,800	2,214	2,800
212	Medicare Tax		8,117	10,000	9,463	8,300
217	Retirement - Hybrid Stabilization		3,859	5,000	2,677	1,000
355	Travel Conducting Business		6,647	10,500	9,999	10,000
399	Other Contracted Services		19,815	27,000	23,533	25,000
499	Other Supplies		6,267	7,500	6,557	6,500
599	Other Charges		4,214	5,200	4,089	5,200
599	Other Charges- United Way		29,103	50,840	22,552	0
	TOTAL ATTENDANCE SERVICES SUPPORT	9	856,712	1,093,287	1,018,056	863,000
<b>72120</b>	<b>HEALTH SERVICES SUPPORT</b>					
131	Medical Personnel	23	420,840	760,000	660,317	1,376,000
131 LRN	Medical Personnel - LRN		0	24,528	24,500	0
189	Other Full-Time Salaries	1	33,935	38,000	34,464	37,500
189 CSH	Other Full-Time Salaries - CSH	1	68,123	55,300	55,205	0
201	Social Security Tax		26,641	49,200	43,066	87,700
201 CSH	Social Security Tax - CSH		3,825	3,200	3,083	0
201 LRN	Social Security Tax - LRN		0	1,550	1,519	0
204	State Retirement		39,158	69,200	58,304	96,400
204 CSH	State Retirement - CSH		7,017	4,900	4,797	0
204 LRN	State Retirement - LRN		0	2,150	1,980	0
206 CSH	Life Insurance - CSH		68	63	63	0
207	Medical Insurance		163,331	239,800	188,482	393,500
207 CSH	Medical Insurance - CSH		18,143	17,200	17,199	0
208 CSH	Dental Insurance - CSH		378	347	347	0
210	Unemployment Compensation		0	100	0	0
212	Medicare Tax		6,230	17,200	10,102	20,500
212 CSH	Medicare Tax - CSH		895	800	721	0
212 LRN	Medicare Tax - LRN		0	360	355	0
217	Retirement - Hybrid Stabilization		3,566	8,000	4,276	8,000
217 LRN	Retirement - Hybrid Stabilization + LRN		0	500	206	0
355	Travel Conducting Business		2,881	3,500	2,205	3,500
413	Drugs & Medical Supplies		3,462	10,000	4,203	5,000
499	Other Supplies		2,114	5,500	3,700	6,500
599	Other Charges - CSH		4,276	25,790	21,936	5,000
735	Health Services Capital Outlay		7,961	8,000	7,717	50,000
	TOTAL HEALTH SERVICES SUPPORT	25	812,844	1,345,188	1,148,747	2,089,600

ROBERTSON COUNTY, TENNESSEE  
 STATEMENT OF ESTIMATED EXPENSES  
 BUDGET FOR THE YEAR ENDING JUNE 30, 2024

ACCT. #	SCHOOL FUND #141 DESCRIPTION	F. T. EMP.	ACTUAL FY 21-22	BUDGET FY 22-23	ACTUAL FY 22-23	BUDGET FY 23-24
<b>72130</b>	<b>OTHER STUDENT SERVICES SUPPORT</b>					
117	Career Ladder Program		1,000	1,000	500	0
123	Guidance Personnel	31	1,306,269	1,581,600	1,517,505	1,944,500
170	School Resource Officers-Crossing Guards	6	70,764	93,800	71,067	78,800
170 LRN	School Resource Officers-Crossing Guards - LRN		0	34,600	21,399	0
201	Social Security Tax		81,848	104,500	96,364	125,500
201 LRN	Social Security Tax - LRN		0	2,150	0	0
204	State Retirement		117,509	134,300	129,422	138,000
204 LRN	State Retirement - LRN		0	2,100	0	0
206	Life Insurance		1,830	2,100	2,005	2,200
207	Medical Insurance		293,392	332,100	326,620	341,000
208	Dental Insurance		9,646	10,000	9,855	10,000
212	Medicare Tax		19,142	24,500	22,537	29,400
212 LRN	Medicare Tax - LRN		0	502	0	0
217	Retirement - Hybrid Stabilization		11,369	13,500	8,898	13,500
309	Contracts with Government Agencies		1,656,000	1,710,000	1,710,000	1,300,000
322	Evaluation & Testing		173,977	200,000	189,521	160,000
355 ISM	Travel Conducting Business - ISM		0	0	0	3,000
399 LRN	Other Contracted Services LRN		0	48,748	25,680	0
524 ISM	Training & Related Travel - ISM		0	0	0	3,000
	<b>TOTAL OTHER STUDENT SERVICES SUPPORT</b>	<b>37</b>	<b>3,742,746</b>	<b>4,295,500</b>	<b>4,131,373</b>	<b>4,148,900</b>
<b>72210</b>	<b>REGULAR EDUCATION SUPPORT</b>					
105	Supervisors	5	527,192	463,000	458,686	501,500
117	Career Ladder Program		4,500	4,000	4,000	3,000
129	Librarians	20	1,019,715	1,176,600	1,162,105	1,272,102
162	Clerical Personnel	4	128,930	140,500	139,751	152,400
189	Other Full-Time Salaries	2	31,521	45,000	34,165	119,000
189 RYH	Other Full-Time Salaries - RYH		0	30,188	30,113	0
201	Social Security Tax		101,526	111,500	106,473	127,000
201 RYH	Social Security Tax - RYH		0	1,809	1,794	0
204	State Retirement		161,278	157,500	150,858	139,800
204 RYH	State Retirement - RYH		0	2,430	2,370	0
206	Life Insurance		1,680	1,950	1,691	2,100
206 RYH	Life Insurance - RYH		0	68	23	0
207	Medical Insurance		384,278	417,500	415,595	468,200
207 RYH	Medical Insurance - RYH		0	6,720	6,708	0
208	Dental Insurance		8,907	9,500	9,220	9,600
208 RYH	Dental Insurance - RYH		0	295	126	0
212	Medicare Tax		23,744	30,500	24,901	30,000
212 RYH	Medicare Tax - RYH		0	430	420	0
217	Retirement - Hybrid Stabilization		3,871	5,500	1,911	2,500
217 RYH	Retirement - Hybrid Stabilization - RYH		0	350	340	0
355	Travel Conducting Business		5,388	9,500	7,224	6,500
399 HQI	Other Contracted Services - HQI		72,800	83,000	72,800	0
399 ELN	Other Contracted Services - ELN		40,000	40,000	40,000	0
399 MI	Other Contracted Services - MI		0	71,250	71,250	0
432	Library Books		119,919	120,000	119,734	120,000
499	Other Supplies		15,591	19,000	14,477	20,000
524	Training & Related Travel		22,418	32,000	21,603	25,000
	<b>TOTAL REGULAR EDUCATION SUPPORT</b>	<b>31</b>	<b>2,673,258</b>	<b>2,980,090</b>	<b>2,898,338</b>	<b>2,998,702</b>

ROBERTSON COUNTY, TENNESSEE  
STATEMENT OF ESTIMATED EXPENSES  
BUDGET FOR THE YEAR ENDING JUNE 30, 2024

ACCT. #	SCHOOL FUND #141 DESCRIPTION	F. T. EMP.	ACTUAL FY 21-22	BUDGET FY 22-23	ACTUAL FY 22-23	BUDGET FY 23-24
<b>72220</b>	<b>SPECIAL EDUCATION SUPPORT</b>					
105	Supervisors	1	87,462	99,200	99,120	107,748
124	Psychological Personnel	5	318,434	326,615	298,322	350,000
161	Secretaries	1	37,057	42,000	41,593	46,000
189	Other Full-Time Salaries	4	285,850	298,000	262,755	324,000
201	Social Security Tax		42,970	48,600	41,405	51,320
204	State Retirement		62,866	66,600	57,952	56,500
206	Life Insurance		690	700	627	700
207	Medical Insurance		151,357	158,100	148,469	168,500
208	Dental Insurance		3,812	4,400	3,466	4,000
210	Unemployment Compensation		0	100	0	0
212	Medicare Tax		10,049	11,500	9,683	12,100
217	Retirement - Hybrid Stabilization		6,199	8,000	2,982	5,000
307	Communication - Computer / Radio / Phone		219	300	232	300
336	Maintenance - Equipment / Computer / Radio		2,079	2,500	0	2,000
355	Travel Conducting Business		16,312	24,500	19,259	20,000
399	Other Contracted Services		15,643	5,000	2,160	3,000
499	Other Supplies		2,983	3,000	1,257	2,000
524	Training & Related Travel		4,588	5,000	580	3,000
790	Other Equipment		0	0	0	0
	<b>TOTAL SPECIAL EDUCATION SUPPORT</b>	<b>11</b>	<b>1,048,570</b>	<b>1,104,115</b>	<b>989,862</b>	<b>1,156,168</b>

ROBERTSON COUNTY, TENNESSEE  
STATEMENT OF ESTIMATED EXPENSES  
BUDGET FOR THE YEAR ENDING JUNE 30, 2024

ACCT. #	SCHOOL FUND #141 DESCRIPTION	F. T. EMP.	ACTUAL FY 21-22	BUDGET FY 22-23	ACTUAL FY 22-23	BUDGET FY 23-24
<b>72230</b>	<b>VOCATIONAL EDUCATION SUPPORT</b>					
105	Supervisors	1	90,455	94,100	94,032	102,900
117	Career Ladder Program		1,000	1,000	1,000	1,000
161	Secretaries	2	23,999	60,500	59,916	63,000
189	Other Salaries & Wages	1	57,701	61,100	60,888	69,500
201	Social Security Tax		10,272	13,200	12,659	14,800
204	State Retirement		16,570	18,300	17,504	16,500
206	Life Insurance		131	200	137	200
207	Medical Insurance		50,365	73,700	70,426	76,200
208	Dental Insurance		725	800	756	800
210	Unemployment Compensation		0	0	0	0
212	Medicare Tax		2,402	3,100	2,961	3,500
355	Travel Conducting Business		1,460	3,000	848	3,000
790 ISM	Other Equipment - ISM		0	60,000	40,850	0
	TOTAL VOCATIONAL EDUCATION SUPPORT	4	255,080	389,000	361,977	351,400
<b>72250</b>	<b>TECHNOLOGY</b>					
105	Supervisor / Director	1	94,067	97,800	97,764	105,700
121	Data Processing Personnel	1	36,720	42,000	41,738	45,600
189	Other Salaries & Wages	16	643,103	935,500	893,576	966,500
201	Social Security Tax		46,416	68,700	61,042	69,500
204	State Retirement		64,186	82,800	79,172	76,500
206	Life Insurance		543	700	612	700
207	Medical Insurance		162,515	283,200	227,891	245,089
208	Dental Insurance		2,621	3,500	3,006	3,500
210	Unemployment Compensation		0	0	0	0
212	Medicare Tax		10,856	15,600	14,276	16,500
336	Maintenance - Equipment / Computer / Radio		5,157	6,000	1,956	5,000
350	Internet Connectivity		85,373	85,000	80,640	85,000
355	Travel Conducting Business		13,647	37,000	21,032	37,000
399	Other Contracted Services		129,554	75,000	53,199	75,000
399 ER	Other Contracted Services - ER		0	65,000	60,523	50,000
470 ISM	Cabling - ISM		0	30,000	24,915	0
499	Other Supplies		7,820	10,000	8,515	10,000
709	Data Processing Capital Outlay		69,476	100,000	94,233	100,000
790	Other Equipment		0	0	0	55,000
	TOTAL TECHNOLOGY	18	1,372,054	1,937,800	1,764,090	1,946,589

ROBERTSON COUNTY, TENNESSEE  
STATEMENT OF ESTIMATED EXPENSES  
BUDGET FOR THE YEAR ENDING JUNE 30, 2024

ACCT. #	SCHOOL FUND #141 DESCRIPTION	F. T. EMP.	ACTUAL FY 21-22	BUDGET FY 22-23	ACTUAL FY 22-23	BUDGET FY 23-24
<b>72310</b>	<b>BOARD OF EDUCATION</b>					
189	Other Salaries & Wages	1	47,879	50,270	50,208	59,200
191	Board Member Fees	6	35,500	36,000	36,000	36,000
201	Social Security Tax		4,943	5,500	5,101	5,950
204	State Retirement		4,931	5,800	4,363	4,100
206	Life Insurance		68	100	68	100
207	Medical Insurance		14,841	16,800	16,666	17,800
208	Dental Insurance		378	500	378	500
212	Medicare Tax		1,156	1,300	1,193	1,400
305	Audit Services		18,035	19,000	18,035	19,000
316	Contributions-Rob. Co. Reads Program-Imagination Library		17,250	17,250	17,250	38,500
320	Dues & Memberships		9,009	10,000	9,097	10,000
331	Legal Services		146,778	215,000	248,978	100,000
355	Travel Conducting Business		1,435	3,000	1,839	3,000
506	Liability Insurance		253,090	289,500	290,323	300,000
510	Trustee's Commission		657,907	800,000	691,960	775,000
513	Worker's Compensation Insurance		399,649	434,500	434,142	450,000
599	Other Charges		40,136	85,000	61,457	40,000
	TOTAL BOARD OF EDUCATION	<u>7</u>	<u>1,652,985</u>	<u>1,989,520</u>	<u>1,887,058</u>	<u>1,860,550</u>
<b>72320</b>	<b>DIRECTOR'S OFFICE</b>					
101	Administrative Officer	1	140,039	152,050	151,585	150,000
103	Assistant(s)	1	100,704	113,050	113,004	120,000
117	Career Ladder Program		1,000	1,000	1,000	1,000
161	Secretaries	2	98,606	109,500	105,978	116,000
189	Other Full-Time Salaries	2	70,553	75,000	75,239	75,000
201	Social Security Tax		24,194	27,500	26,333	29,000
204	State Retirement		32,976	33,900	34,641	32,000
206	Life Insurance		267	300	273	300
207	Medical Insurance		74,077	108,100	97,658	107,000
208	Dental Insurance		721	800	753	800
212	Medicare Tax		5,781	6,500	6,246	6,700
307	Communication - Computer / Radio / Phone		4,068	5,000	4,230	5,000
320	Dues & Memberships		4,603	5,000	4,625	5,000
348	Postal Charges		5,468	4,000	5,164	4,500
355	Travel Conducting Business		1,892	4,000	3,938	4,000
435	Office Supplies		1,368	1,500	2,653	2,000
701	Administration Capital Outlay		0	0	0	0
	TOTAL DIRECTOR'S OFFICE	<u>6</u>	<u>566,317</u>	<u>647,200</u>	<u>633,320</u>	<u>658,300</u>

ROBERTSON COUNTY, TENNESSEE  
STATEMENT OF ESTIMATED EXPENSES  
BUDGET FOR THE YEAR ENDING JUNE 30, 2024

ACCT. #	SCHOOL FUND #141 DESCRIPTION	F. T. EMP.	ACTUAL FY 21-22	BUDGET FY 22-23	ACTUAL FY 22-23	BUDGET FY 23-24
<b>72410</b>	<b>PRINCIPALS' OFFICES</b>					
104	Principals	20	1,653,031	1,780,000	1,757,964	1,885,500
104 BRI	Principals - BRI		11,200	0	0	0
104 LRN	Principals - LRN		28,000	84,000	88,200	0
117	Career Ladder Program		9,000	9,000	8,000	8,000
119	Bookkeepers	19	504,449	551,600	540,692	583,500
139	Assistant Principals	32	1,932,450	2,428,300	2,250,712	2,564,180
161	Secretaries	24	568,739	626,000	615,463	673,300
201	Social Security Tax		276,036	345,300	303,085	354,300
201 BRI	Social Security Tax -BRI		0	0	0	0
201 LRN	Social Security Tax -LRN		0	5,300	5,468	0
204	State Retirement		421,078	441,500	421,920	390,000
204 BRI	State Retirement - BRI		35	0	0	0
204 LRN	State Retirement - LRN		53	7,300	7,619	0
206	Life Insurance		3,335	4,000	3,543	4,200
207	Medical Insurance		1,236,682	1,385,000	1,373,655	1,487,000
208	Dental Insurance		18,109	19,500	19,184	20,700
210	Unemployment Compensation		0	500	0	0
212	Medicare Tax		64,684	73,000	70,998	82,900
212 BRI	Medicare Tax - BRI		0	0	0	0
212 LRN	Medicare Tax - LRN		0	1,230	1,279	0
217	Retirement - Hybrid Stabilization		4,019	6,500	4,010	6,500
217 LRN	Retirement - Hybrid Stabilization - LRN		0	1,500	63	0
307	Communication - Computer / Radio / Phone		71,073	72,000	63,770	72,000
355	Travel Conducting Business		16,758	35,000	35,473	35,000
399	Other Contracted Services		56,454	75,000	71,639	75,000
435	Office Supplies		21,500	25,000	21,360	25,000
499	Other Supplies		56,052	90,000	72,731	90,000
599	Other Charges		354,948	350,000	344,965	350,000
599 GEAR3	Other Charges - GEAR 3		59,221	124,500	75,479	124,500
599 ARTS	Other Charges - FINE ARTS		0	77,000	71,239	70,000
799	Administration Capital Outlay		32,392	53,000	44,615	60,000
	<b>TOTAL PRINCIPALS' OFFICES</b>	<b>95</b>	<b>7,399,298</b>	<b>8,671,030</b>	<b>8,273,126</b>	<b>8,961,580</b>
<b>72510</b>	<b>FISCAL SERVICES</b>					
105	Supervisors	0	0	0	0	0
119	Bookkeepers	1	60,839	65,700	65,676	69,700
122	Purchasing Personnel	3	103,652	158,000	156,752	161,800
201	Social Security Tax		9,819	13,900	13,268	14,500
204	State Retirement		14,163	19,500	17,201	15,800
206	Life Insurance		177	250	137	250
207	Medical Insurance		26,804	53,800	53,533	57,000
208	Dental Insurance		756	800	756	800
212	Medicare Tax		2,296	3,300	3,103	3,400
355	Travel Conducting Business		116	2,000	735	2,000
435	Office Supplies		1,030	1,600	1,526	2,500
701	Administration Capital Outlay		0	0	0	0
	<b>TOTAL FISCAL SERVICES</b>	<b>4</b>	<b>219,652</b>	<b>318,850</b>	<b>312,687</b>	<b>327,750</b>

ROBERTSON COUNTY, TENNESSEE  
 STATEMENT OF ESTIMATED EXPENSES  
 BUDGET FOR THE YEAR ENDING JUNE 30, 2024

ACCT. #	SCHOOL FUND #141 DESCRIPTION	F. T. EMP.	ACTUAL FY 21-22	BUDGET FY 22-23	ACTUAL FY 22-23	BUDGET FY 23-24
<b>72520</b>	<b>HUMAN RESOURCES</b>					
105	Supervisors	1	79,584	98,900	96,891	105,832
161	Secretaries	3	173,785	132,100	131,375	149,100
201	Social Security Tax		14,631	14,300	13,482	15,900
204	State Retirement		20,991	18,400	18,151	17,500
206	Life Insurance		182	200	141	200
207	Medical Insurance		59,388	50,400	47,516	54,000
208	Dental Insurance		1,008	1,100	779	1,100
212	Medicare Tax		3,422	3,500	3,153	3,700
355	Travel Conducting Business		2,539	3,000	2,469	3,000
399	Other Contracted Services		43,080	45,000	45,672	45,000
499	Other Supplies		4,130	5,000	3,359	10,000
599	Other Charges		23,937	36,000	31,474	36,000
701	Administration Capital Outlay		0	0	0	0
	<b>TOTAL HUMAN RESOURCES</b>	<b>4</b>	<b>426,677</b>	<b>407,900</b>	<b>394,462</b>	<b>441,332</b>
<b>72610</b>	<b>PLANT OPERATION</b>					
189	Other Full-Time Salaries	1	33,722	49,000	47,135	50,910
201	Social Security Tax		1,867	2,900	2,646	3,200
204	State Retirement		1,696	3,800	3,111	3,500
207	Medical Insurance		14,424	20,700	20,200	22,000
212	Medicare Tax		437	800	619	750
328	Janitorial Services		2,106,311	2,482,000	2,324,574	2,631,000
347	Pest Control		33,587	45,000	36,173	45,000
359	Disposal Fees		83,045	100,000	80,231	85,000
399	Other Contracted Services		1,525	1,500	1,000	1,500
410	Custodial Supplies		233,714	0	0	0
415	Electricity		2,183,147	2,400,000	2,338,606	2,400,000
434	Natural Gas		264,138	340,000	300,478	300,000
454	Water & Sewer		683,622	875,000	851,303	700,000
499	Other Supplies		73,357	77,000	77,221	77,000
502	Building Insurance		232,746	243,000	242,252	250,000
720	Plant Operation Capital Outlay		0	0	0	0
	<b>TOTAL PLANT OPERATION</b>	<b>1</b>	<b>5,947,338</b>	<b>6,640,700</b>	<b>6,325,549</b>	<b>6,569,860</b>

ROBERTSON COUNTY, TENNESSEE  
 STATEMENT OF ESTIMATED EXPENSES  
 BUDGET FOR THE YEAR ENDING JUNE 30, 2024

ACCT. #	SCHOOL FUND #141 DESCRIPTION	F. T. EMP.	ACTUAL FY 21-22	BUDGET FY 22-23	ACTUAL FY 22-23	BUDGET FY 23-24
<b>72620</b>	<b>PLANT MAINTENANCE</b>					
105	Supervisors	1	78,133	83,800	83,532	86,800
161	Secretaries	1	32,732	48,500	45,771	49,500
167	Maintenance Personnel	21	709,350	931,200	795,788	960,000
187	Overtime Pay		4,582	11,000	10,000	6,000
201	Social Security Tax		48,512	67,100	54,954	68,000
204	State Retirement		42,846	67,500	61,716	75,000
206	Life Insurance		23	0	0	0
207	Medical Insurance		229,413	275,100	265,987	325,500
208	Dental Insurance		126	0	0	0
210	Unemployment Compensation		0	0	0	0
212	Medicare Tax		11,345	15,700	12,852	16,000
335	Maintenance - Buildings / Land		1,541,564	1,600,000	1,478,935	1,500,000
336	Maintenance - Equipment / Computer / Radio		0	0	0	0
355	Travel Conducting Business		0	0	0	0
399	Other Contracted Services		267,765	525,000	421,018	500,000
418	Equipment Parts		0	0	0	0
426	Construction Materials		0	0	0	0
499	Other Supplies		4,328	5,000	4,146	10,000
717	Plant Maintenance Capital Outlay		40,621	100,000	65,788	100,000
	<b>TOTAL PLANT MAINTENANCE</b>	<b>23</b>	<b>3,011,340</b>	<b>3,729,900</b>	<b>3,300,487</b>	<b>3,696,800</b>

ROBERTSON COUNTY, TENNESSEE  
STATEMENT OF ESTIMATED EXPENSES  
BUDGET FOR THE YEAR ENDING JUNE 30, 2024

ACCT. #	SCHOOL FUND #141 DESCRIPTION	F. T. EMP.	ACTUAL FY 21-22	BUDGET FY 22-23	ACTUAL FY 22-23	BUDGET FY 23-24
<b>72710</b>	<b>TRANSPORTATION</b>					
105	Supervisors	1	76,776	90,100	90,012	93,100
142	Mechanics	7	243,138	274,500	240,804	277,500
146	Bus Drivers - Part-Time / Attendants	128	2,306,396	2,636,900	2,383,546	3,070,500
146 RYH	Bus Drivers - Part-Time / Attendants - RYH		0	85,500	15,937	0
146 LT	Bus Drivers - Part-Time / Attendants - LT		0	147,840	108,911	0
146 SE	Bus Drivers - SE	32	352,603	760,000	654,883	857,600
162	Clerical Personnel	2	84,288	101,500	96,907	98,000
187	Overtime Pay		9,672	10,000	902	10,000
189	Other Full-Time Salaries	3	124,651	151,500	145,993	155,000
189 SE	Other Full-Time Salaries - SE	18	446,651	350,000	269,025	350,000
201	Social Security Tax		208,603	246,000	173,553	304,500
201 RYH	Social Security Tax - RYH		0	5,300	948	0
201 LT	Social Security Tax - LT		0	9,200	6,467	0
204	State Retirement		170,274	238,000	288,169	335,000
204 RYH	State Retirement - RYH		0	5,160	1,009	0
204 LT	State Retirement - LT		0	9,000	6,848	0
207	Medical Insurance		206,276	323,700	294,077	265,000
210	Unemployment Compensation		0	2,100	2,085	2,100
212	Medicare Tax		52,022	57,500	55,356	72,000
212 RYH	Medicare Tax - RYH		0	1,240	231	0
212 LT	Medicare Tax - LT		0	2,200	1,579	0
330	Operating Lease - GPS System		47,397	87,000	56,370	88,000
338	Maintenance - Licensed Vehicles		270,861	465,000	399,988	415,000
355	Travel Conducting Business		1,855	5,000	2,229	5,000
412	Diesel Fuel		563,963	733,500	639,552	733,500
412 LT	Diesel Fuel - LT		0	20,000	17,126	0
425	Gasoline		146,858	150,200	126,016	140,000
425 LT	Gasoline - LT		0	11,591	1,055	0
450	Tires & Tubes		72,247	70,000	69,379	95,000
499	Other Supplies		581	1,000	982	1,000
511	Vehicle & Equipment Insurance		219,937	267,000	265,032	275,000
599	Other Charges		33,598	40,000	38,371	40,000
599 Ncps	Other Charges - NCPS		2,330	0	0	0
729	Transportation Equipment		1,148,414	867,000	830,959	1,000,000
729 ISM	Transportation Equipment - ISM		0	0	0	320,000
	<b>TOTAL TRANSPORTATION</b>	<b>191</b>	<b>6,789,391</b>	<b>8,224,531</b>	<b>7,284,301</b>	<b>9,002,800</b>

ROBERTSON COUNTY, TENNESSEE  
 STATEMENT OF ESTIMATED EXPENSES  
 BUDGET FOR THE YEAR ENDING JUNE 30, 2024

ACCT. #	SCHOOL FUND #141 DESCRIPTION	F. T. EMP.	ACTUAL FY 21-22	BUDGET FY 22-23	ACTUAL FY 22-23	BUDGET FY 23-24
<b>73100</b>	<b>FOOD SERVICES</b>					
105	Supervisors	1	81,792	85,600	85,548	93,416
162	Clerical Personnel	1	31,729	33,000	32,976	37,200
165	Cafeteria Personnel	0	0	0	0	0
189	Part-Time Personnel		250	250	0	0
201	Social Security Tax		6,765	7,300	7,016	8,100
204	State Retirement		10,033	9,900	9,591	9,000
206	Life Insurance		68	100	68	100
207	Medical Insurance		14,280	16,500	14,152	17,800
208	Dental Insurance		378	400	378	400
210	Unemployment Compensation		0	0	0	0
212	Medicare Tax		1,582	1,800	1,641	1,900
342	Payments To Cafeterias - Breakfast		2,017,021	1,500,000	1,378,818	1,500,000
343	Payments To Cafeterias - Lunch		5,730,922	4,000,000	3,807,103	4,000,000
345	Payments To Cafeterias - Other - Snacks		0	4,500	0	0
345	FFVP Payments To Cafeterias - Other - FFVP		9,237	96,450	66,098	50,000
345	REbat Payments To Cafeterias - Other - REBAT		15,188	60,654	40,645	0
345	Payments To Cafeterias - Other - Other		65,281	648,655	630,737	0
345	CPebt Payments To Cafeterias - Other - CPEBT		5,814	5,950	5,950	0
355	Travel Conducting Business		0	0	0	0
499	Other Supplies		0	0	0	0
524	Training & Related Travel		0	0	0	0
599	Other Charges		13,129	16,200	13,836	8,000
710	Food Services Capital Outlay		0	0	0	0
	TOTAL FOOD SERVICES	2	8,003,469	6,487,259	6,094,557	5,725,916
<b>73300</b>	<b>COMMUNITY SERVICES</b>					
189	Other Full-Time Salaries (40 Part-Time)	47	596,480	761,831	708,593	721,000
201	Social Security Tax		36,333	43,000	43,120	45,000
204	State Retirement		18,471	29,300	29,560	30,000
207	Medical Insurance		46,970	72,000	72,790	89,800
210	Unemployment Compensation		0	3,500	0	0
212	Medicare Tax		8,497	10,000	10,084	10,500
399	Other Contracted Services		461	80,000	72,943	20,000
422	Food Supplies		33,795	59,000	38,221	59,000
429	Instructional Supplies		15,199	52,196	9,705	20,000
499	Other Supplies & Materials		46,157	135,763	80,517	53,500
524	Training & Related Travel		895	2,500	0	2,500
599	Other Charges		35,975	40,500	33,766	40,500
790	Other Equipment		17,168	331,413	158,211	89,000
	TOTAL COMMUNITY SERVICES	47	856,401	1,621,003	1,257,510	1,180,800

ROBERTSON COUNTY, TENNESSEE  
STATEMENT OF ESTIMATED EXPENSES  
BUDGET FOR THE YEAR ENDING JUNE 30, 2024

ACCT. #	SCHOOL FUND #141 DESCRIPTION	F. T. EMP.	ACTUAL FY 21-22	BUDGET FY 22-23	ACTUAL FY 22-23	BUDGET FY 23-24
<b>73400</b>	<b>PRE - K EDUCATION PROGRAM</b>					
116	Teachers	12	555,766	657,700	655,743	719,600
163	Educational Assistants	12	167,227	196,200	193,755	214,400
201	Social Security Tax		41,648	52,600	49,067	58,000
204	State Retirement		60,174	70,000	68,233	63,700
206	Life Insurance		752	900	815	900
207	Medical Insurance		275,054	304,055	303,809	322,000
208	Dental Insurance		4,159	4,300	4,159	4,300
210	Unemployment Compensation		0	100	0	0
212	Medicare Tax		9,740	12,100	11,475	13,600
217	Retirement - Hybrid Stabilization		3,315	5,000	2,121	5,000
355	Travel Conducting Business		1,179	1,500	1,422	1,500
399	Other Contracted Services		0	1,000	0	1,000
422	Food Supplies		0	100	0	100
429	Instructional Supplies		8,983	18,000	16,285	18,000
499	Other Supplies		1,166	6,000	3,879	4,000
599	Other Charges		4,629	4,500	4,298	4,500
790	Other Equipment		1,406	10,000	8,936	20,000
	TOTAL PRE - K PROGRAM	24	1,135,198	1,344,055	1,323,997	1,450,600
<b>76100</b>	<b>CAPITAL OUTLAY</b>					
304	Architects		8,830	10,000	0	50,000
321	Engineering Services		93,715	100,000	37,685	100,000
399	Other Contracted Services		0	0	0	50,000
707	Building Improvements Capital Outlay		86,650	110,000	105,329	120,000
790	Other Equipment		0	0	0	62,230
799	Other Capital Outlay		520,332	1,168,700	826,395	1,250,000
799	Other Capital Outlay - HVAC		0	1,000,000	377,496	750,000
799	Other Capital Outlay - Roof		0	400,000	0	500,000
	TOTAL CAPITAL OUTLAY	0	709,527	2,788,700	1,346,905	2,882,230
<b>99100</b>	<b>OPERATING TRANSFERS</b>					
590	Operating Transfer To Other Funds - Fund 142		0	0	0	0
590	501 Operating Transfer To Debt Service Fund-Energy Efficiency		27,227	0	0	0
590	502 Operating Transfer To Debt Service Fund-Central Office		300,000	0	0	0
590	503 Operating Transfer To Debt Service Fund-Trane (PACT)		744,031	742,550	742,531	745,032
	TOTAL OPERATING TRANSFERS	0	1,071,258	742,550	742,531	745,032
	TOTAL EXPENSE FOR SCHOOL FUND #141	1,536	128,971,311	142,438,906	133,849,235	136,912,194

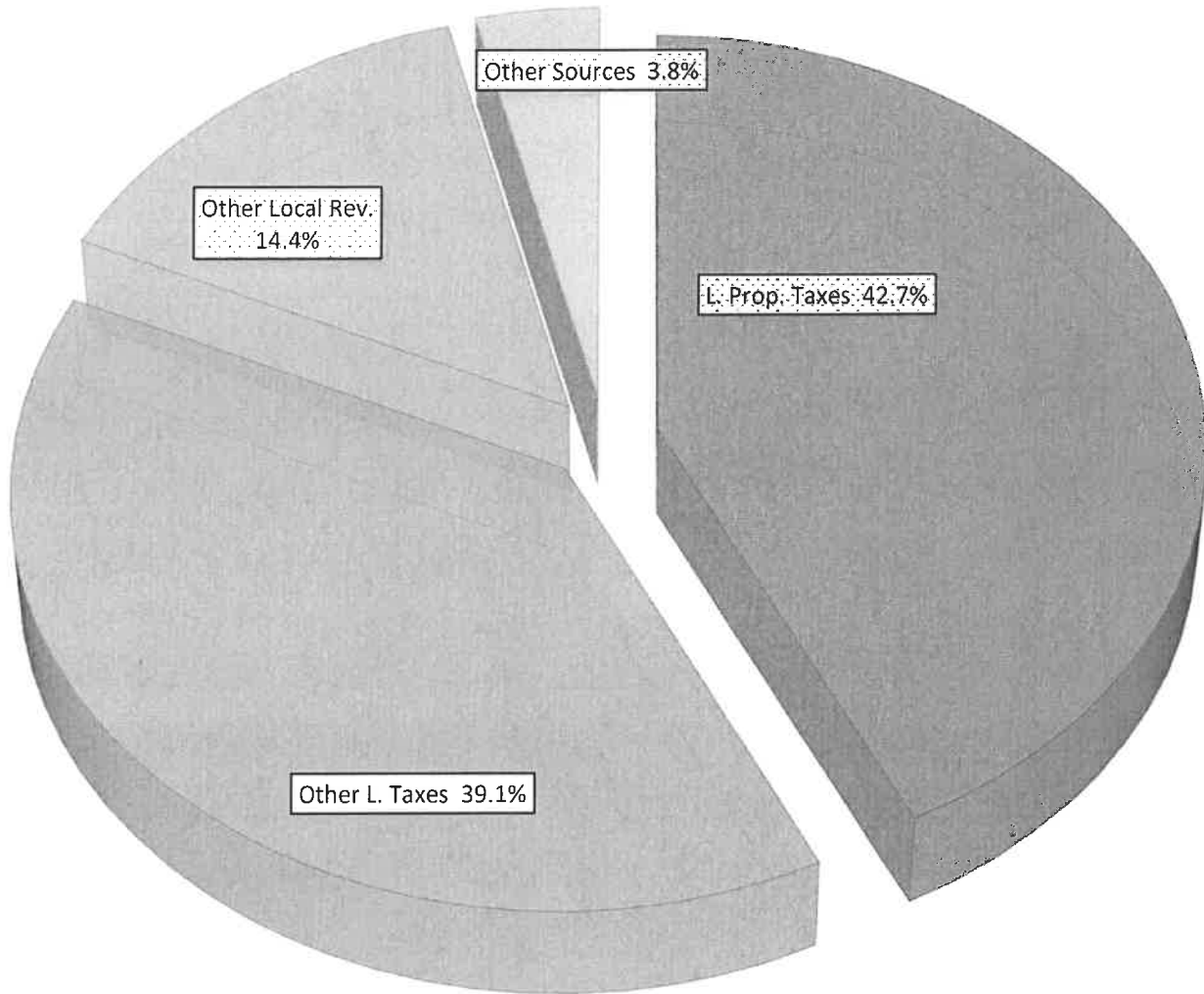
**DEBT SERVICE FUND BUDGET**

**BLANK PAGE**

ROBERTSON COUNTY, TENNESSEE  
STATEMENT OF ESTIMATED FUND BALANCE  
BUDGET FOR THE YEAR ENDING JUNE 30, 2024

DEBT SERVICE FUND #151 DESCRIPTION	ACTUAL FY 21-22	BUDGET FY 22-23	ACTUAL FY 22-23	BUDGET FY 23-24
<b>REVENUES</b>				
Local Property Taxes	9,661,064	9,620,415	9,896,558	8,338,162
Other Local Taxes	7,950,874	7,950,874	8,083,282	7,636,806
Other Local Revenues	256,513	223,180	3,202,440	2,800,000
Other Sources	771,258	742,531	742,531	745,031
Total Revenues	<u>18,639,709</u>	<u>18,537,000</u>	<u>21,924,811</u>	<u>19,520,000</u>
<b>EXPENSES</b>				
Principal Payments	11,562,227	12,040,001	12,040,000	12,370,000
Interest & Other Costs	3,785,202	3,312,999	3,292,914	2,919,000
Total Expenses	<u>15,347,429</u>	<u>15,353,000</u>	<u>15,332,914</u>	<u>15,289,000</u>
<b>FUND BALANCE</b>				
Excess Revenues (Expenses)	3,292,280	3,184,000	6,591,897	4,231,000
Beginning Total Fund Balance - July 1	13,776,236	17,068,516	17,068,516	23,660,413
Ending Total Fund Balance - June 30	<u>17,068,516</u>	<u>20,252,516</u>	<u>23,660,413</u>	<u>27,891,413</u>
Reserved Fund Balance - June 30	0	0	0	0
Unreserved Fund Balance - June 30	<u>17,068,516</u>	<u>20,252,516</u>	<u>23,660,413</u>	<u>27,891,413</u>

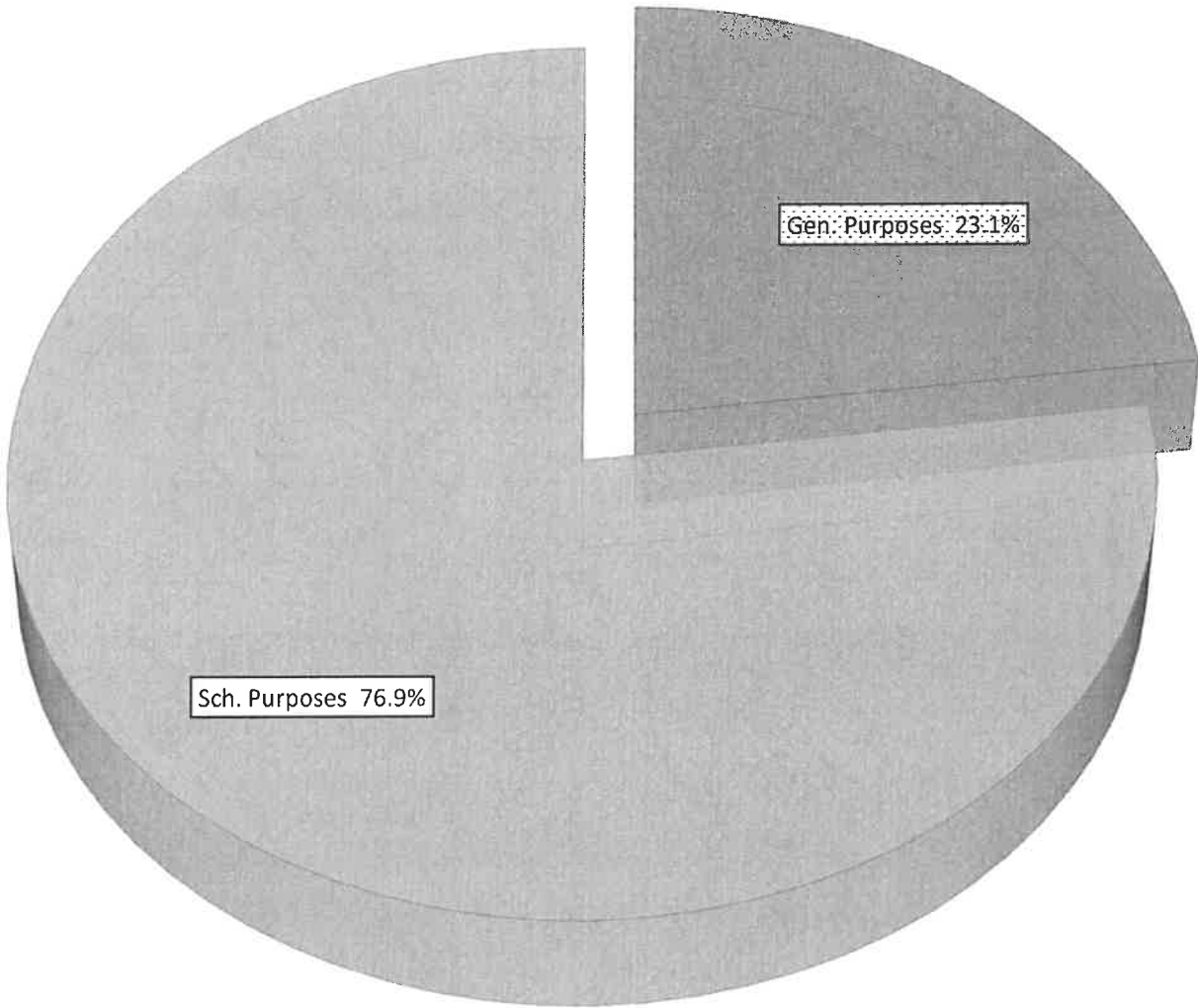
**DEBT SERVICE FUND REVENUES**  
**FISCAL YEAR 2023-2024 BUDGET**



ROBERTSON COUNTY, TENNESSEE  
STATEMENT OF ESTIMATED REVENUES  
BUDGET FOR THE YEAR ENDING JUNE 30, 2024

ACCT. #	DEBT SERVICE FUND #151 DESCRIPTION	ACTUAL FY 21-22	BUDGET FY 22-23	ACTUAL FY 22-23	BUDGET FY 23-24
<b><u>LOCAL PROPERTY TAXES</u></b>					
40110	Current Property Tax Collections	9,433,781	9,471,690	9,752,206	8,262,000
40120	Trustee's P. T. Collections - Prior Year	134,369	92,715	45,604	15,505
40130	Chancery Court P. T. Collections - Prior Years	43,181	24,181	42,366	24,572
40140	Property Tax Interest & Penalty Collections	49,733	31,829	56,382	36,084
	<b>TOTAL LOCAL PROPERTY TAXES</b>	<b>9,661,064</b>	<b>9,620,415</b>	<b>9,896,558</b>	<b>8,338,162</b>
<b><u>OTHER LOCAL TAXES</u></b>					
40240	Wheel Tax	5,149,157	5,149,157	5,334,967	5,387,948
40266	Litigation Tax - Jail	315,737	315,737	314,436	301,859
40285	Adequate Facilities Tax	2,485,980	2,485,980	2,433,879	1,947,000
	<b>TOTAL OTHER LOCAL TAXES</b>	<b>7,950,874</b>	<b>7,950,874</b>	<b>8,083,282</b>	<b>7,636,806</b>
<b><u>OTHER LOCAL REVENUES</u></b>					
44110	Interest Earned - Other Investments	223,036	223,180	3,170,416	2,800,000
44530	Sale of Equipment, GovDeals.com	33,477	0	32,024	0
44990	Other Local Revenues - Rent Drivers License Bldg.	0	0	0	0
	<b>TOTAL OTHER LOCAL REVENUES</b>	<b>256,513</b>	<b>223,180</b>	<b>3,202,440</b>	<b>2,800,000</b>
<b><u>OTHER SOURCES (NONREVENUE)</u></b>					
49100	Bonds Issued	0	0	0	0
49400	Refunding Debt Proceeds	0	0	0	0
49410	Premium From Refunding Debt Proceeds	0	0	0	0
49800	401 Transfer From School Fund - School Energy Efficiency - Payment	27,227	0	0	0
49800	403 Transfer From School Fund - 2019 Trane (PACT) - Payment	744,031	742,531	742,531	745,031
	<b>TOTAL OTHER SOURCES (NONREVENUE)</b>	<b>771,258</b>	<b>742,531</b>	<b>742,531</b>	<b>745,031</b>
	<b>TOTAL REVENUE FOR DEBT SERVICE FUND #151</b>	<b>18,639,709</b>	<b>18,537,000</b>	<b>21,924,811</b>	<b>19,520,000</b>

**DEBT SERVICE FUND EXPENSES**  
**FISCAL YEAR 2023-2024 BUDGET**



ROBERTSON COUNTY, TENNESSEE  
STATEMENT OF ESTIMATED EXPENSES  
BUDGET FOR THE YEAR ENDING JUNE 30, 2024

ACCT. #	DEBT SERVICE FUND #151 DESCRIPTION	F. T. EMP.	ACTUAL FY 21-22	BUDGET FY 22-23	ACTUAL FY 22-23	BUDGET FY 23-24
	<b>GENERAL DEBT SERVICE</b>					
<b>82110</b>	<b>GENERAL PRINCIPAL PAYMENTS</b>					
601	Principal On Bonds		2,816,997	2,945,285	2,945,285	3,059,691
602	Principal On Notes		0	0	0	0
<b>82210</b>	<b>GENERAL INTEREST PAYMENTS</b>					
603	Interest On Bonds		694,678	581,684	581,684	465,427
604	Interest On Notes		0	0	0	0
	TOTAL GENERAL DEBT SERVICE	0	3,511,675	3,526,969	3,526,969	3,525,118
	<b>HIGHWAY DEBT SERVICE</b>					
<b>82120</b>	<b>HIGHWAY PRINCIPAL PAYMENTS</b>					
601	Principal On Bonds		0	0	0	0
602	Principal On Notes		0	0	0	0
<b>82220</b>	<b>HIGHWAY INTEREST PAYMENTS</b>					
603	Interest On Bonds		0	0	0	0
604	Interest On Notes		0	0	0	0
	TOTAL HIGHWAY DEBT SERVICE	0	0	0	0	0
	<b>SCHOOL DEBT SERVICE</b>					
<b>82130</b>	<b>SCHOOL PRINCIPAL PAYMENTS</b>					
601	Principal On Bonds		8,718,003	9,094,716	9,094,715	9,310,309
602	Principal On Notes		27,227	0	0	0
<b>82230</b>	<b>SCHOOL INTEREST PAYMENTS</b>					
603	Interest On Bonds		2,814,466	2,428,750	2,428,750	2,127,576
604	Interest On Notes		0	0	0	0
	TOTAL SCHOOL DEBT SERVICE	0	11,559,696	11,523,466	11,523,465	11,437,885
<b>82310</b>	<b>OTHER DEBT SERVICE EXPENSES</b>					
510	Trustee's Commission		273,108	290,565	278,630	313,997
699	Other Debt Service Costs		2,950	12,000	3,850	12,000
	TOTAL OTHER DEBT SERVICE EXPENSES	0	276,058	302,565	282,480	325,997
<b>99300</b>	<b>PAYMENTS TO REFUNDED DEBT ESCROW AGENT</b>					
605	Underwriter's Discount		0	0	0	0
606	Other Debt Service Issuance Charges		0	0	0	0
699	Other Debt Service		0	0	0	0
	TOTAL PAYMENTS TO REFUNDED DEBT ESCROW	0	0	0	0	0
	TOTAL EXPENSE FOR DEBT SERVICE FUND #151	0	15,347,429	15,353,000	15,332,914	15,289,000

**BLANK PAGE**

**GENERAL CAPITAL PROJECTS FUND BUDGET**

**BLANK PAGE**

**ROBERTSON COUNTY, TENNESSEE**  
**STATEMENT OF ESTIMATED FUND BALANCE**  
**BUDGET FOR THE YEAR ENDING JUNE 30, 2024**

GENERAL CAPITAL PROJECTS FUND #171 DESCRIPTION	ACTUAL FY 21-22	BUDGET FY 22-23	ACTUAL FY 22-23	BUDGET FY 23-24
<b>REVENUES</b>				
Other Local Taxes	1,200,000	1,200,000	1,200,000	1,200,000
Other Sources Transfer In for Sheriff Dept Plumbing Project	75,000	0	0	0
Other Sources Transfer In	0	0	0	0
Total Revenues	<u>1,275,000</u>	<u>1,200,000</u>	<u>1,200,000</u>	<u>1,200,000</u>
<b>EXPENSES</b>				
Engineering Sevices - Office Building Parking Lot	30,000	20,000	0	20,000
Building Maintenance Repair Plumbing in Sheriff Dept.	321,121	568,879	146,949	421,930
Building Maintenance Repair - ADA	0	50,000	0	50,000
Building Maintenance Repair - AGEXT Roof	0	200,000	0	200,000
Building Maintenance Repair - DENTL Roof	0	250,000	249,511	489
Building Maintenance Repair - DENTL HVAC	0	112,912	112,912	0
Trustee's Commission	11,000	12,000	12,000	12,000
Other Costs - Animal Control Building Construction	101,365	1,565,684	1,447,043	118,641
Other Costs - Election Machine Room Project	295,117	7,773	7,773	0
Other Costs - Solid Waste Traffic Flow Project/Solid Waste Safety Project	828,317	29,543	14,086	0
Total Expenses	<u>1,586,920</u>	<u>2,816,791</u>	<u>1,990,274</u>	<u>823,060</u>
<b>FUND BALANCE</b>				
Excess Revenues (Expenses)	(311,920)	(1,616,791)	(790,274)	376,940
Beginning Total Fund Balance - July 1	2,338,529	2,026,609	2,026,609	1,236,335
Ending Total Fund Balance - June 30	<u>2,026,609</u>	<u>409,818</u>	<u>1,236,335</u>	<u>1,613,275</u>
Reserved Fund Balance - June 30	0	0	0	0
Unreserved Fund Balance - June 30	<u>2,026,609</u>	<u>409,818</u>	<u>1,236,335</u>	<u>1,613,275</u>

**BLANK PAGE**

ROBERTSON COUNTY, TENNESSEE  
 STATEMENT OF ESTIMATED REVENUES  
 BUDGET FOR THE YEAR ENDING JUNE 30, 2024

ACCT. #	GENERAL CAPITAL PROJECTS FUND #171 DESCRIPTION	ACTUAL FY 21-22	BUDGET FY 22-23	ACTUAL FY 22-23	BUDGET FY 23-24
	<b>LOCAL PROPERTY TAXES</b>				
40210	Sales Tax	1,200,000	1,200,000	1,200,000	1,200,000
	TOTAL LOCAL PROPERTY TAXES	1,200,000	1,200,000	1,200,000	1,200,000
	<b>OTHER SOURCES (NONREVENUE)</b>				
49800	Other Sources Transfer In for Sheriff Dept Plumbing Project	75,000	0	0	0
49800	Other Sources Transfer In	0	0	0	0
	TOTAL OTHER SOURCES (NONREVENUE)	75,000	0	0	0
	TOTAL REVENUE FOR GEN CAPITAL PROJECTS FUND #171	1,275,000	1,200,000	1,200,000	1,200,000

**BLANK PAGE**

ROBERTSON COUNTY, TENNESSEE  
 STATEMENT OF ESTIMATED EXPENSES  
 BUDGET FOR THE YEAR ENDING JUNE 30, 2024

ACCT. #	GENERAL CAPITAL PROJECTS FUND #171 DESCRIPTION	F. T. EMP.	ACTUAL FY 21-22	BUDGET FY 22-23	ACTUAL FY 22-23	BUDGET FY 23-24
<b>91140</b>	<b>PUBLIC HEALTH AND WELFARE PROJECTS</b>					
321	Engineering Services - Office Building Parking Lot		30,000	20,000	0	20,000
335	Building Maintenance Repair Plumbing in Sheriff Dept.		321,121	568,879	146,949	421,930
335	Building Maintenance Repair - ADA		0	50,000	0	50,000
335	Building Maintenance Repair - AGEXT Roof		0	200,000	0	200,000
335	Building Maintenance Repair - DENTL Roof		0	250,000	249,511	489
335	Building Maintenance Repair - DENTL HVAC		0	112,912	112,912	0
510	Trustee's Commission		11,000	12,000	12,000	12,000
706	Building Construction - Animal Control Building		101,365	1,565,684	1,447,043	118,641
707	Building Improvements - Election Machine Room Project		295,117	7,773	7,773	0
799	Other Capital - Solid Waste - FY22 Safety Project Begin		828,317	29,543	14,086	0
	TOTAL PAYMENTS TO PUBLIC HEALTH & WELFARE	0	1,586,920	2,816,791	1,990,274	823,060
	TOTAL EXPENSE FOR GEN CAP PROJ FUND #171	0	1,586,920	2,816,791	1,990,274	823,060

**BLANK PAGE**

**COMMUNITY DEVELOPMENT / RCEDB / RED RIVER PRESERVE PILOT FUND BUDGET**

**BLANK PAGE**

ROBERTSON COUNTY, TENNESSEE  
 STATEMENT OF ESTIMATED FUND BALANCE  
 BUDGET FOR THE YEAR ENDING JUNE 30, 2024

COMM DEV /RCEDB/ RED RIVER PILOT FUND #172 DESCRIPTION	ACTUAL FY 21-22	BUDGET FY 22-23	ACTUAL FY 22-23	BUDGET FY 23-24
<b>REVENUES</b>				
Other Local Property Taxes - PILOT Agreements	851,497	700,000	873,536	873,536
Other Local Revenues - Interest Earned	4,742	15,000	90,934	90,934
Total Revenues	<u>856,239</u>	<u>715,000</u>	<u>964,470</u>	<u>964,470</u>
<b>EXPENSES</b>				
Other Construction - Light	0	183,000	0	183,000
Other Construction - Portland, Lights	254,102	0	0	0
Other Construction - WHDEV Waterline	0	200,000	0	200,000
Total Expenses	<u>254,102</u>	<u>383,000</u>	<u>0</u>	<u>383,000</u>
<b>FUND BALANCE</b>				
Excess Revenues (Expenses)	602,137	332,000	964,470	581,470
Beginning Total Fund Balance - July 1	3,862,904	4,465,041	4,465,041	5,429,511
Ending Total Fund Balance - June 30	<u>4,465,041</u>	<u>4,797,041</u>	<u>5,429,511</u>	<u>6,010,981</u>
Reserved Fund Balance - June 30	0	0	0	0
Unreserved Fund Balance - June 30	<u>4,465,041</u>	<u>4,797,041</u>	<u>5,429,511</u>	<u>6,010,981</u>

**BLANK PAGE**

ROBERTSON COUNTY, TENNESSEE  
 STATEMENT OF ESTIMATED REVENUES  
 BUDGET FOR THE YEAR ENDING JUNE 30, 2024

ACCT. #	COMM DEV /RCEDB/ RED RIVER PILOT FUND #172 DESCRIPTION	ACTUAL FY 21-22	BUDGET FY 22-23	ACTUAL FY 22-23	BUDGET FY 23-24
	<b><u>LOCAL PROPERTY TAXES</u></b>				
40163	Other Payments In Lieu Of Property Tax - IDB PILOT	851,497	700,000	873,536	873,536
	TOTAL LOCAL PROPERTY TAXES	<u>851,497</u>	<u>700,000</u>	<u>873,536</u>	<u>873,536</u>
	<b><u>OTHER LOCAL REVENUES</u></b>				
44110	Interest Earned - Other Investments	4,742	15,000	90,934	90,934
	TOTAL OTHER LOCAL REVENUES	<u>4,742</u>	<u>15,000</u>	<u>90,934</u>	<u>90,934</u>
	TOTAL REVENUE / COMM DEV / RED RIVER PILOT FUND #172	<u>856,239</u>	<u>715,000</u>	<u>964,470</u>	<u>964,470</u>

**BLANK PAGE**

ROBERTSON COUNTY, TENNESSEE  
 STATEMENT OF ESTIMATED EXPENSES  
 BUDGET FOR THE YEAR ENDING JUNE 30, 2024

ACCT. #	COMM DEV /RCEDB/ RED RIVER PILOT FUND #172 DESCRIPTION	F. T. EMP.	ACTUAL FY 21-22	BUDGET FY 22-23	ACTUAL FY 22-23	BUDGET FY 23-24
<b>91190</b>	<b><u>PUBLIC HEALTH AND WELFARE PROJECTS</u></b>					
791	Other Construction - Light		0	183,000	0	183,000
791	Other Construction - Portland, Lights		254,102	0	0	
791	WHDEV - Other Construction - Water Pipe		0	200,000	0	200,000
	TOTAL PAYMENTS TO OTHER GEN GOV PROJECTS	<u>0</u>	<u>254,102</u>	<u>383,000</u>	<u>0</u>	<u>383,000</u>
	TOTAL EXPENSE / COMM DEV / PILOT FUND #172	<u>0</u>	<u>254,102</u>	<u>383,000</u>	<u>0</u>	<u>383,000</u>

**BLANK PAGE**